

# APS-200 Series Labelers

Automatic Dual Head Pressure Sensitive Labeling Systems



## Key Features:


- Auto Label Learn™ (Automatic label setup)
- Label head dispenses up to 8" (20.3 cm) tall labels
- Touch screen control system with job memory
- Heavy duty construction for 3 shift operations
- Sanitary stainless steel frame
- Easy adjusting hand wheels for quick setup
- Fully synchronized conveyor / label head, with 8 different speed selections
- Height adjustable conveyor

## Options:


- Hot stamp date/lot Coder
- Alpha numeric starter kit
- Conical label head for conical bottles
- Pneumatic separator
- Clear label sensor
- Wheel separator
- Casters



Wrap Station



Label feed wheel



Hot stamp coder

2980 Scott St, Vista CA 92081 • 760.734.4177 • Fax 760.734.4188  
Email: [Sales@AccutekPackaging.com](mailto:Sales@AccutekPackaging.com) • [AccutekPackaging.com](http://AccutekPackaging.com)

# APS-200 Series Labelers

*Automatic Dual Head, Pressure Sensitive Labeling Systems*


APS-200 Series Labelers are automatic labelers ideal for simultaneously applying front and back pressure sensitive labels to a container. The APS-200 Series can place labels up to 7.75" (19.5 cm) tall. Each automatic labeling system is self contained and easy to operate complete with a variety of standard features. Features such as; a high torque digital drive for ensuring precise label application with low maintenance operation, variable speed conveyor for speeds up to 175 CPM, tamp station for perfect edge application, and a non contact Photo Eye detection system for accurate timing and label placement. Depending on model typical options such as a wrap station and top hold down bars are actually standard components.



Examples of containers labeled with pressure sensitive labels.

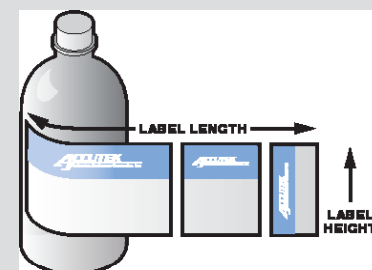
One of the best features of the Labelette APS-200 Series labelers is the included Auto Label Learn software. This easy to use program allows operators to make on the fly bottle and label adjustments using the touch screen controls. This feature will make your changes over easier and quicker helping to eliminate production down time.

With the ability to label plastic, metal, fiber, or glass containers the APS-200 Series Labelers are a great addition to any packaging line.



**Label Direction Front  
Left Side OFF - Outside Peel**

**Label Direction Back  
Right Side OFF - Outside Peel**



**Label Dimentions**

**Labelette  
Labelers®**

**ACCUTEK**  
Packaging Equipment Companies, Inc.

1 Labeling speed is dependant on on operator, container dimentions, and label size.



## APS-208

Automatic Labeler with 8" Dual Label Heads & Synchronized Top Hold Down Belt



### Unit Specifications

<b>Dimensions:</b>	79" x 53" x 45" (200 cm x 135 cm x 114.5 cm)
<b>Weight:</b>	~575 lbs. (260 kg)
<b>Electrical Requirements:</b>	110 VAC, 10AMPS (220 VAC Optional)
<b>Air Requirements:</b>	None

### Output

<b>Labeling Speed:</b>	Up to 175 CPM <sup>1</sup>
------------------------	----------------------------

### Label Size

<b>Label Length:</b>	0.5" - 22" (1.25 cm - 55 cm) <sup>2</sup>
<b>Label Height:</b>	0.75" - 7.75" (2 cm - 14.5 cm)
<b>Labeling Direction:</b>	(Front) Left side off - Outside peel (Back) Right side off - Outside peel

### Included Extras

<b>Components:</b>	Tamp Station and Synchronized Top Hold Down Belt
--------------------	--

<sup>1</sup> Labeling speed is dependant on on operator, container dimentions, and label size.  
<sup>2</sup> May required additional options for longer label lengths.

## APS-216

Automatic Labeler with 6" Dual Label Heads & Synchronized Top Hold Down Belt



### Unit Specifications

<b>Dimensions:</b>	79" x 53" x 45" (200 cm x 135 cm x 114.5 cm)
<b>Weight:</b>	~575 lbs. (260 kg)
<b>Electrical Requirements:</b>	110 VAC, 10AMPS (220 VAC Optional)
<b>Air Requirements:</b>	None

### Output

<b>Labeling Speed:</b>	Up to 175 CPM <sup>1</sup>
------------------------	----------------------------

### Label Size

<b>Label Length:</b>	0.5" - 22" (1.25 cm - 55 cm) <sup>2</sup>
<b>Label Height:</b>	0.75" - 5.75" (2 cm - 14.5 cm)
<b>Labeling Direction:</b>	(Front) Left side off - Outside peel (Back) Right side off - Outside peel

### Included Extras

<b>Components:</b>	Tamp Station and Synchronized Top Hold Down Belt
--------------------	--

<sup>1</sup> Labeling speed is dependant on on operator, container dimentions, and label size.  
<sup>2</sup> May required additional options for longer label lengths.

## APS-218

Automatic Labeler with 8" Dual Label Heads and Wrap Station



### Unit Specifications

<b>Dimensions:</b>	79" x 53" x 45" (200 cm x 135 cm x 114.5 cm)
<b>Weight:</b>	~575 lbs. (260 kg)
<b>Electrical Requirements:</b>	110 VAC, 10AMPS (220 VAC Optional)
<b>Air Requirements:</b>	None

### Output

<b>Labeling Speed:</b>	Up to 175 CPM <sup>1</sup>
------------------------	----------------------------

### Label Size

<b>Label Length:</b>	0.5" - 22" (1.25 cm - 55 cm) <sup>2</sup>
<b>Label Height:</b>	0.75" - 7.75" (2 cm - 14.5 cm)
<b>Labeling Direction:</b>	(Front) Left side off - Outside peel (Back) Right side off - Outside peel

### Included Extras

<b>Components:</b>	Tamp Station and Wrap Station
--------------------	-------------------------------

<sup>1</sup> Labeling speed is dependant on operator, container dimentions, and label size.  
<sup>2</sup> May required additional options for longer label lengths.

## APS-228

Automatic Labeler with 8" Dual Label Heads, Wrap Station, and Synchronized Top Hold Down Belt



### Unit Specifications

<b>Dimensions:</b>	79" x 53" x 45" (200 cm x 135 cm x 114.5 cm)
<b>Weight:</b>	~575 lbs. (260 kg)
<b>Electrical Requirements:</b>	110 VAC, 10AMPS (220 VAC Optional)
<b>Air Requirements:</b>	None

### Output

<b>Labeling Speed:</b>	Up to 175 CPM <sup>1</sup>
------------------------	----------------------------

### Label Size

<b>Label Length:</b>	0.5" - 22" (1.25 cm - 55 cm) <sup>2</sup>
<b>Label Height:</b>	0.75" - 7.75" (2 cm - 14.5 cm)
<b>Labeling Direction:</b>	(Front) Left side off - Outside peel (Back) Right side off - Outside peel

### Included Extras

<b>Components:</b>	Tamp Station, Wrap Station, & Synchronized Top Hold Down Belt
--------------------	---

<sup>1</sup> Labeling speed is dependant on operator, container dimentions, and label size.  
<sup>2</sup> May required additional options for longer label lengths.