




# **ACCUTEK**

*Packaging Equipment Companies, Inc.*

***Complete Packaging Solutions***



**ABOUT ACCUTEK . . . . .2**  
**SERVICE AND ENGINEERING . . 3**  
**TURNKEY SOLUTIONS . . . . .4**  
**Filling Machines . . . . .5**

**Timed Flow Fillers . . . . .**  
Semi-automatic Timed Flow Fillers . . . . . 5  
Automatic Indexing Mini Pinch . . . . . 6  
Automatic Timed Flow Fillers . . . . . 7  
Rotary Volumetric Fillers. . . . . 9  
**Piston Volumetric Fillers. . . . .**  
Semi-automatic Piston Volumetric Fillers 11  
Electric Servo Driven Piston Fillers . . . . 12  
Automatic High Precision Dose Fillers . . 13  
Automatic Piston Volumetric Fillers . . . . 15  
Electric Automatic Piston Fillers . . . . . 17  
**Overflow Fillers . . . . .**  
Semi-automatic Overflow Fillers . . . . . 19  
Automatic Overflow Fillers . . . . . 21  
Rotary Overflow Fillers . . . . . 23  
**Vacuum Fillers . . . . .**  
Semi-automatic Vacuum Fillers . . . . . 25  
Automatic Vacuum Fillers. . . . . 27  
**Pump Filling Machines. . . . .**  
Semi-auto Positive Displacement Fillers 29  
Semi-automatic Screw Pump Fillers . . . 30

Automatic Positive Displacement Fillers . 31  
Rotary Positive Displacement Fillers. . . 33  
**Auger Filling Machines. . . . .**  
Semi-automatic Auger Fillers . . . . . 35  
Automatic Auger Fillers . . . . . 36  
**Weight Fillers. . . . .**  
Semi-automatic Weight Fillers . . . . . 37  
**Tablet Counters. . . . .**  
Semi-automatic Tablet Counters . . . . . 37  
Automatic Tablet Counters . . . . . 38  
**Capping Machines. . . . .39**  
Hand Held Chuck Cappers . . . . . 39  
Bench Top Cappers. . . . . 40  
Spindle Cap Tighteners . . . . . 41  
Snap Cappers . . . . . 42  
Pick & Place Cappers . . . . . 43  
Spindle Cap Tighteners . . . . . 45  
Heavy Duty Spindle Cappers. . . . . 47  
Rotary Capping Systems. . . . . 49  
**Labeling Machines . . . . . 51**  
Glue Labelers . . . . . 51  
Semi-Auto Pressure Sensitive Labelers . 52  
Automatic Pressure Sensitive Labelers . 53  
Automatic Specialty Labelers. . . . . 55  
Rotary Labeling Systems . . . . . 57

**Sleeving Machines . . . . .59**  
Sleeve Labeling Systems . . . . . 59  
Tamper Evident Bander . . . . . 62  
**Tube Filler Sealers . . . . . 63**  
**Form, Fill, and Seal Systems 64**  
**Heat Tunnel Systems . . . . . 65**  
**Bottle Unscrambler Systems 67**  
**Bottle Rinsing Systems . . . . 69**  
**Support Equipment. . . . . 71**  
Inspection-Rejection Station . . . . . 71  
Induction Sealers. . . . . 72  
Turntable Systems. . . . . 73  
Conveyor Systems . . . . . 74

Tray Forming Systems . . . . . 75  
Torque Testers . . . . . 75  
Case Sealers . . . . . 76  
Pallet Wrapping Systems. . . . . 76







**Accutek Packaging Equipment Companies, Inc.** is one of the largest packaging machinery manufacturers in the United States. As a leading developer and manufacturer of complete turnkey packaging solutions, Accutek offers a wide variety of packaging equipment, filling machines, capping machines, labeling machines, material handling equipment, and complete bottling systems. Customers seeking high speed rotary or monoblock systems will find solutions through Accutek's high speed division, Biner Ellison. Accutek strives to manufacture the highest quality packaging equipment while maintaining customer support, promoting product innovations, and continuously providing fair and competitive pricing.

### **MODERN DESIGNS**

Accutek engineers constantly work to modernize and simplify machine designs giving customers a competitive edge with the most efficient, technologically advanced bottling and packaging lines available. Accutek's diverse line of equipment is engineered for the packaging of products in the food, pharmaceutical, cosmetic, chemical and specialty industries. All equipment is constructed from the highest quality materials and workmanship. We work with programmable logic controllers, intelligent motion drives, pneumatics, and food grade materials to achieve accurate filling, capping, and labeling at the fastest pace possible.

### **CUSTOM OPTIONS**

For customers with unique filling, capping, labeling, or material handling requirements, Accutek can customize machinery to accommodate your specialty project or work to improve your existing packaging line. After our technicians evaluate your project, our experienced staff will discuss the range of packaging equipment and service options available to develop a system that best suits your individual packaging needs.



**To order call 1.800.989.1828 • [www.accutekpackaging.com](http://www.accutekpackaging.com)**

# Engineering and Service

At Accutek, we do more than just manufacture equipment; we build solutions. Our number one priority is to provide the highest quality equipment and most comprehensive support team to create the industry's best integrated packaging lines. No customer is too small or too large. We work hard to ensure that each of our customers goes home with a complete, cost-effective, turnkey system, and all the support needed to ensure profitable results for years to come.

## Customized In-Stock Solutions

Accutek's unique approach to manufacturing and modular machine design keeps a minimum number of in-stock base equipment ready for specific project customization. What does all that mean for our customers? It means getting custom tailored machines in days or weeks rather than months. It means that Accutek has all the standardized parts on hand to custom tailor and later service that equipment. It means the machines can adapt to future projects, grow with its owner, and maintain a higher resale value. It means Accutek customers get the best, most versatile, reliable, custom tuned equipment delivered to their door, able to produce profits in a minimal time frame.

## Line Integration and Design

Whether you are opening a new location or adding to an existing system, Accutek can help your company develop its packaging line. Equipment placement and alignment, transition, communications, control systems, line start up and stop systems, and debugging are all services our technicians and engineers can assist you with. We can even provide support for integration between older or existing systems as well as re-engineering older equipment to be compatible with modern controls.



## Preventative Maintenance

Accutek Packaging offers a number of preventative maintenance programs to keep your equipment and operators running at peak performance. Whether your system is brand new or currently in operation, a planned maintenance schedule will lead to higher machine uptime and decreased replacement parts costs. Accutek preventative maintenance programs also give our customers significant discounts on service and repair parts, VIP treatment for Telephone Tech Support, Priority Service Call scheduling, and the peace of mind knowing that their machinery will be more efficient and experience less down-time for many more years to come.



Accutek uses industrial desktop 3D printers that allow us to deliver high performance functional parts in a variety of materials. The 3D printed parts are then used for proof of concept prototyping, tooling, modeling, and one off production parts. This has allowed us to tests tooling a engineering concepts for a fraction of the previous cost.





# Turn-Key Solutions

At Accutek, you can get a complete custom tailored turn-key bottling and packaging solution direct from one manufacturer. When it comes to bottling and packaging equipment, finding everything you need from one supplier or manufacturer can be a difficult task. Most equipment vendors can only offer a few types of machinery forcing you to shop for potentially incompatible technologies from multiple sources, which is why Accutek offers such a wide range of solutions. We want to make sure your entire system is going to work smoothly from the moment it is installed.

## COMPLETE LINES

Our engineering and production staff will custom tailor equipment to your specific job requirements. Combine that ingenuity with our full range of bottling and packaging equipment, and you can get a complete working, start-to-finish solution in one place, saving you time, effort, and money.

## INSTALLATION

Proper installation and setup are key in getting new equipment working as quickly and efficiently as possible. Accutek understands this, and that is why all Accutek machines leave the factory calibrated for each customer's individual needs.

## SERVICE

Owning equipment is an important step in developing a bottling line, but maintaining it is key for keeping it operational. Non working equipment is time and money lost. At Accutek, we know that support for your equipment investment is equally important as the purchase itself.

## PARTS

Accutek has over 200,000 sq. ft. of dedicated warehouse space from coast to coast containing 37,000 different parts. Most of our fabricated parts are laser engraved providing fast identification and mistake free part reorder and delivery.

## TRAINING

Knowing how to operate, maintain, and service your equipment is very important to extending the operational lifetime. With proper care, some Accutek equipment have been in use for over 50 years. We want to ensure that your crew can do the same for your equipment investment.

## DELIVERY

No one in the business can deliver faster than Accutek. Our unique manufacturing approach allows us to have equipment on hand and ready to tailor to your project requirements. You could be up and running with Accutek equipment in weeks rather than waiting months for some other manufacturer to deliver.



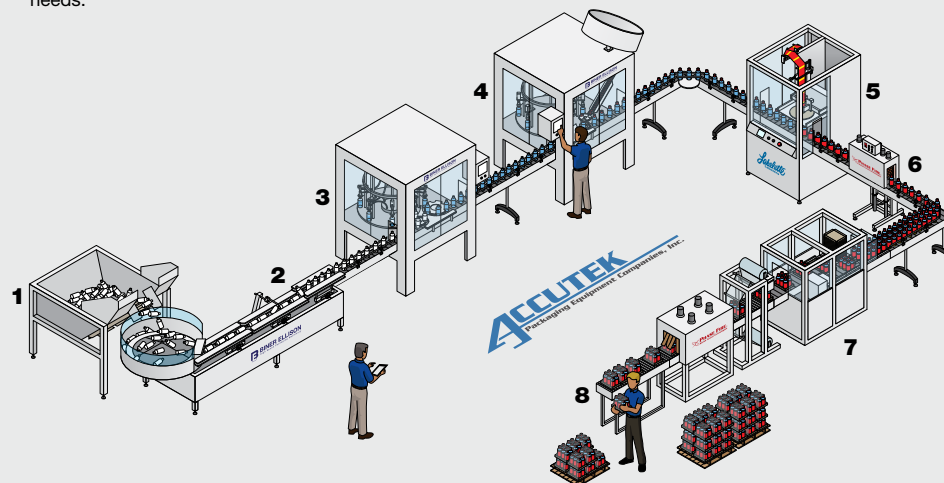
Quick Ship items are in stock and usually ship within five business days or less.

To order call 1.800.989.1828 • [www.accutekpackaging.com](http://www.accutekpackaging.com)

# PACKAGING LINE

## HOW IT WORKS

This illustration demonstrates the basic machine components of a simplified high-speed rotary bottling line. There are thousands of possible equipment configurations that can be custom tailored to your specific project needs.



- 1) Containers are loaded into a bulk hopper supply bin and fed via elevator to an **AccuSort 200** bottle orientator.
- 2) The Biner Ellison AccuSort 200 bottle orientator sorts and delivers orientated containers to the packaging line.
- 3) The **Biner Ellison Rotary Filler (ROF, RVF, or RPD)** fills each container with a free flowing liquid product.
- 4) Filled bottles continue on to the **Biner Ellison Rotary Capper (RC Series machines.)** Here caps are placed and torqued to each of the containers as they pass through the machine.
- 5) A **Labelette SL2-200** sleeving system places a full body sleeve film label around each bottle.
- 6) The **Phase Fire PF Series** heat tunnel shrinks the newly placed full body sleeve label tightly to each container.
- 7) The filled, capped, and labeled containers are filed into a Tray Forming and Packing system. Here cardboard trays are formed, filled with containers, wrapped in plastic film, and finally travel through a second heat tunnel system in order to form a tight bundle pack.
- 8) Finished bundles are removed and palletized for final shipping. Some of the other equipment that you may find on a bottling line such as this one may include: a bottle washing system, an induction sealer, a tamper evident sealing system, a date coder, an automated or robotic palletizing system, a pallet wrapping system, and many other job specific machines.

# Filling Machines

## Timed Fill Filling Machines



**Pinch 25**



**Pinch 50**



## Pinch Series

### SEMI-AUTOMATIC TIMED FLOW PINCH FILLERS

**Accutek Pinch Fillers** are timed flow volumetric fillers that are best suited for filling water, thin liquids, oils, and light creams. Each fill cycle delivers a precise dose of product into each container making Pinch Fillers ideal for any job that requires a high degree of accuracy. All the food grade contact parts can be easily cleaned in place and are autoclavable which makes the machine ideal for the medical, pharmaceutical, food, cosmetic, and specialty industries.

### Pinch 25 & Pinch 50

The Pinch 25 and Pinch 50 Fillers include fully adjustable stainless steel stands, six stainless steel nozzles, alpha numeric micro processor with job memory, pump, and can easily be made fully automatic with an Automatic Bottle Indexing (ABI) unit. The Pinch 25 and Pinch 50 can fill up to 60 containers per minute depending on operator, container size, and product viscosity.

- Digital control package featuring job memory for easy job changeover
- Includes six sanitary filling heads (Upgradable per job specifications)
- Optional all pneumatic operation for filling flammable liquids

### Mini Pinch

The Mini Pinch Filler is a compact six nozzle semi-automatic table top pinch filler capable of filling over 5000 one ounce bottles an hour with light liquids. Mini-Pinch fillers are perfect for use by manufacturers, laboratories, or contract packagers. These machines include a table top mount; fill wand, and a programmable alpha numeric micro processor with job memory. Optional stainless steel cart and filling trays transform it into a mobile filling station.

- Easy to operate micro processor controller with job memory
- Simple to use fill wand with pneumatic dispenser button
- Stainless steel nozzles and food grade tubing

Mini-Pinch Filler shown with optional mobile cart

### Mini-Pinch





## Automatic Indexing Mini Pinch

### TABLE TOP FILLING SOLUTION - TIMED FLOW VOLUMETRIC FILLER

Auto indexing adds a new dimension to the Mini-Pinch, a filling machine best suited for filling aqueous solutions, thin and light oils. The Automatic Indexing Mini Pinch is a six-head, timed flow volumetric filler that has a fill rate of up to six ounces per second. Depending on pump options, indexing reduces the operator work load and adds a robust job memory feature with a state of the art touch screen. The operator can fill a tray of bottles with a single button push. The machine fills a row of six bottles and automatically moves to the next row, fills and repeats for up to twenty rows. The Automatic Indexing Mini Pinch is able to fill containers between 5mL - 475mL.

Accutek Automatic Indexing Mini Pinch filling machines come complete with adjustable tabletop stand, automatically indexed fill wand, individual flow control adjusters, six stainless steel fill nozzles, silicone and vinyl food grade tubing, pinch valve system, easy to operate microprocessor, and a pump.

- Direct from drum draw kit
- Easy to operate touch screen controller with job memory
- Simple to use fill wand that is auto triggered by PLC.
- Includes adjustable table top stand

### Auto-Indexing



Optional bottle trays custom made for your containers.

### Example products the Pinch Series can fill:

Water, Fruit Juices & Extracts, Food Coloring, Perfumes, Essential Oils, Nail Polish, Nail Polish Remover, Ink, Urine, Blood, Alcohol, Wax, Electronic Cigarette Juices, Lip Balms, Candles, Sun Tan Lotions, Light Shampoo's & Lotions



To order call 1.800.989.1828 • [www.accutekpackaging.com](http://www.accutekpackaging.com)

# Filling Machines

## Timed Fill Filling Machines



## ***Auto Pinch Series***

### AUTOMATIC TIMED FLOW FILLING SYSTEMS

**Accutek Auto Pinch** timed flow volumetric fillers work by delivering an accurate volume of product to a container over a programmable period of time. The advantages of using the timed flow method are: accuracy, flexibility, and reliability. This provides cost savings, multifunction use, and fantastic return on investment.

By accurately delivering a measured volume of product to each container the Auto Pinch filler provides significant cost savings by reducing the amount of product used in overfill. The flexibility of the Auto Pinch systems allows it to be adapted to fill a wide variety of products ranging from water to thin creams and oils. They can be used to fill rigid containers or lightweight containers that may be distorted by vacuum or pressure forces used by other filling techniques. Auto Pinch machines feature heavy duty stainless steel construction, and easy to clean parts allowing for quick change over and reliable use in demanding production environments. The Accutek Auto Pinch fillers are fantastic workhorse machines and a reliable long term investment.



***Auto-Mini Pinch***



***Auto Pinch 25***



***Auto Pinch 50***

The Auto Pinch Series has three available models. Each offers a range of filling speeds for different size containers. Contact Accutek to have a sales representative match the machine to your filling needs.



# Filling Machines

## Timed Fill Filling Machines

- Features six filling heads with individual flow control
- Touch screen control package with job memory
- Sanitary stainless steel no drip fill heads
- Surge tank for increased accuracy
- On the fly adjustments
- Food grade centrifugal pump
- Automatic dual pin indexing system

### OPTIONS:

- Drip tray for use with low surface tension liquids
- Additional fill heads
- Star wheel bottle indexing and container neck locator
- Gravity or pressurized tank
- Remote location control package
- Heated package for molten product filling



### Examples the Auto Pinch Series can fill:

Water, Fruit Juices & Extracts, Liquid Tea, Liquid Coffee, Food Coloring, Vegetable Oil, Milk, Wine, Tomato juice, Some Salad Dressings, Perfumes, Essential Oils, Ink, Thin Liquid Soap, Shampoo's, Light Makeup remover, Motor Oil, Urethane, Silicone, Urine, Alcohol, Electronic Cigarette Juices and many more

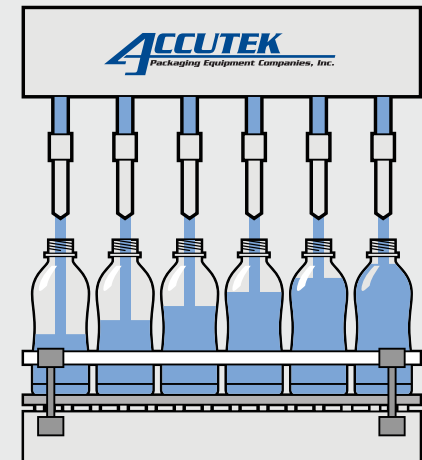
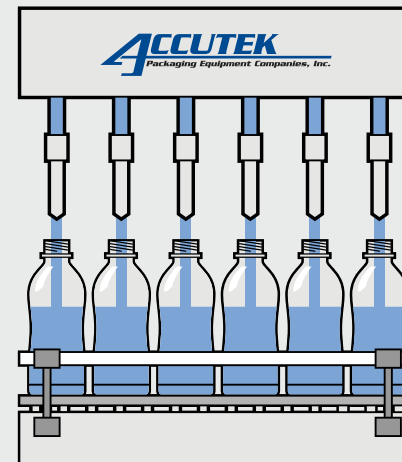
## STEP FILL vs ALL FILL

### Automatic Timed Flow Filling Methods

Accutek Automatic Timed Flow Fillers can be programmed with one of two different methods for container filling. All Fill and Step Fill.

#### Step Fill

This mode allows the machine to index and deliver a small dose fill to one container at a time. The advantages of the step fill include maximum filling of container capacity, reduction of light foam, and extreme accuracy for large dose containers.



#### All Fill

All Fill Mode is the standard filling method for the pinch style fillers. In this mode one container for each filling head is indexed and all are filled simultaneously. This filling method is typically used for all free flowing liquids that do not produce foam.

# Filling Machines

Timed Fill Filling Machines



***RVF Series***

## ***RVF Series***

### ROTARY VOLUMETRIC FILLING SYSTEMS

Biner Ellison high speed **Rotary Volumetric Fillers, (RVF Series)**, offer accurate and reliable filling of medium to high viscosity liquids such as creams, gels, grease, butters, and many other products from a variety of industries. RVF Series machines utilize a proven “timed and flow” metering system to accurately dispense the same amount of product to each container regardless of any inconsistencies in its size or shape. This filling method also helps provide a bottom line cost savings by minimizing product wasted on overfill.

Biner Ellison Rotary Volumetric Fillers are also well suited for filling wide rimmed or thin walled bottles because no downward pressure is applied to the container. The Biner Ellison RVF Series Rotary Volumetric Filling machines unique design positions the power transmission for the main turret, in-feed and out-feed star wheels, and timing screw on top of the machine for easy maintenance. Placing these working parts away from potential wet areas helps simplify cleaning, and prolongs the useful life of the equipment. RVF systems can accommodate a wide range of different containers. Multiple models are available to suit your specific packaging requirements, with speeds up to 450 CPM.





# Filling Machines

## Timed Fill Filling Machines

- Suitable for filling a wide range of liquids from light oils to heavy viscous semi-solids at speeds up to 450+ CPM\*
- Variable speed “Top Drive” system keeps key systems away from wetted areas for easy access and lasting performance
- Touch screen control package with job memory, tooling memory, and management lockout
- Can accommodate non-rigid glass, plastic, and metal containers
- Synchronized “pump to turret” design for smooth filling of light or thick products at a high rate of production
- Includes a solid stainless steel frame and a sanitary stainless steel pump.
- Incorporated safety interlocks & polycarbonate guarding
- Self aligning toolless change parts for quick trouble-free changeover

### OPTIONS:

- Specialty pump upgrades for unique product types
- Seals and hose upgrades for specialty items
- Sanitary conveyor systems



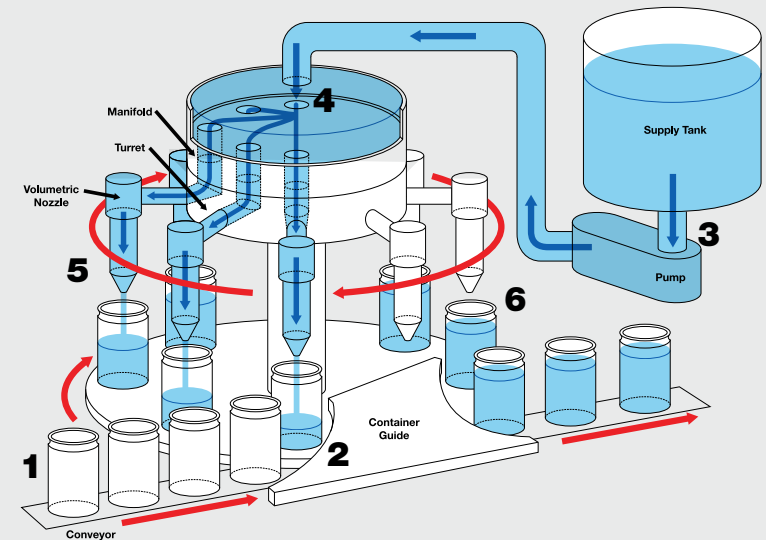
#### **Example Products the RVF Series can fill:**

Syrups, catsup, cocktail sauce, honey, mustard, mayonnaise, chocolate syrup, butter, peanut butter, jelly, salad dressings, pudding, cake frosting, lotion, sun screen, hand cream, conditioners, facial masks, mud masks, hot wax, shampoo, liquid hand soaps, hand sanitizers, hair styling gel, conditioners, liquid bubble bath, drain cleaners, detergents, degreasers, lube, epoxies, caulking compounds, motor oils, and any other similar viscosity products.

\* Speeds are model and job dependant. Contact a Sales Representative for details.

**To order call 1.800.989.1828 • [www.accutekpackaging.com](http://www.accutekpackaging.com)**

## RVF SERIES “HOW IT WORKS”



1. The conveyor system feeds empty bottles into the filler.
2. A star wheel system or timing screw ( both not pictured in diagram) and container guide position a bottle onto the rotating turret under each nozzle.
3. Product is pumped from the bulk supply tank to the manifold. Overall fill speed is determined by how fast the product is pumped.
4. As the turret rotates the nozzle ports align with the stationary manifold ports creating open flow paths.
5. Containers are filled as they rotate around the turret.
6. Full containers are returned to the conveyor line via a second star wheel system (not pictured).

# Filling Machines

## Piston Filling Machines

### SVF Series

#### SEMI-AUTOMATIC VOLUMETRIC PISTON FILLERS

Accutek's Semi-Automatic Volumetric Piston Fillers (SVF) accurately deliver a measured volume of product to each container. The accuracy of these machines ensures bottom line savings by reducing the amount of product used as overfill. The SVF machines are excellent fillers for viscous products yet remain flexible enough to adapt to a wide variety of products ranging from water to products with chunky particulates. They can also be used for filling lightweight containers that can be distorted by the forces of a vacuum or pressure filler. Accutek's Semi-Auto Volumetric Piston Fillers can also be fitted with an optional chunky product valve allowing them to fill products that include particulates.

#### OPTIONS:

- Custom filling nozzles
- Long nozzles (bottom up filling, reduce foaming)
- Thin nozzles (for products that string or drip)
- Positive off nozzles
- Chunky or rotary valves for products with particulates up to 2"
- Specialty tubing (Corrosive or heated products)
- Chemical compatibility upgrade
- Heat packages
- Foot switch control
- Hopper (5, 15, or 20 gallon hoppers available)
- Stainless steel stand



**SVF1-32**

**SVF1-64**



**SVF1-128**

**SVF1-16**



**SVF1-8**

**SVF1-2**



## E-SPF Series

### ELECTRIC SEMI-AUTOMATIC SERVO DRIVEN PISTON FILLERS

Accutek's E-SPF Series filling machines are Electric Semi-Automatic Servo Driven Piston Fillers that accurately deliver a measured volume of product to each container. The accuracy of these machines ensures bottom line savings by reducing the amount of product that is used as overfill. These new Accutek servo driven piston fillers are unique in that the piston stroke length can be precisely controlled from the machines touch screen controller. This is a huge advantage over pneumatically driven fillers with less precise mechanical stroke length adjustment. In addition, an expensive air compressor, air dryers, filters, maintenance and permitting are no longer required. If your product foams or splashes, Accutek's servo technology permits the piston to be slowed or speeded up at any point during the fill stroke using our color state of the art touch screen. The E-SPF piston fillers can be used as the center of your filling operation, an inexpensive backup machine, or an alternative to using contract packagers, eliminating the cost of downtime and expensive set up for small runs. The E-SPF piston filling machines are ideal for filling pastes, creams, lotions, gels, and products that have large particulates or chunks, but can be used to fill thin products as well. Fill volumes are adjustable from 1/8 oz. to 1 gallon depending on the size of the product cylinder and piston.

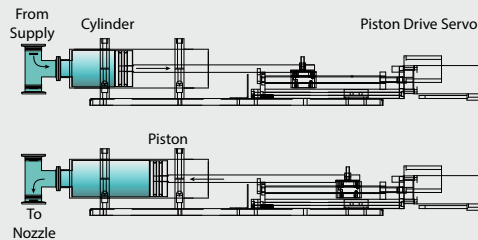
#### FEATURES:

- Direct from drum draw kit
- Sanitary contact parts and fluid path

#### OPTIONS:

- Positive off nozzles
- Product suck-back kits (Prevents Dripping)
- Sanitary stainless steel hoppers
- Foot switch control
- Stand alone frame with or without casters

#### Electric Semi-Automatic Servo Driven Piston Volumetric Filling Process



**Servo E-SPF**



#### Example Products the E-SPF & SVF Series can fill:

Peanut Butter, Vegetable Oil, Honey, Mayonnaise, Fruit Toppings, Jellies, Jams, Syrup, Molasses, Yogurt, Salsa, Salad Dressings, Chili, Nail Polish, Ink, Lip Balms, Soaps, Sun Tan Lotions, Shampoo's, Hair Conditioners, Hair Styling Gels, Hand & Body Lotions, Facial Mud, Facial Creams, Candles, Wax, Electronic Cigarette Juices, Tire Sealant, Grease, Motor Oil, Urethane, Glue, Silicone, Paint, and more.

# Filling Machines

## Piston Filling Machines




**Accu-Doser**

## ACCU-Doser

### AUTOMATIC HIGH PRECISION DOSE FILLING/DISPENSING MACHINES

The Accu-Doser is an 8 head automatic high precision mini dose filling/dispensing machine capable of accurately filling from 0.1 ML to 200 ML. The Accu-Doser was designed to fill trays of small bottles, vials, syringes, and cartridges. The Accu-Doser utilizes disposable medical grade syringes to draw product from a sanitary reservoir and then it dispenses the product as mini/micro doses into small containers. It was originally designed for filling E-Liquids and vaping cartridges but it can be used for many other products. It is an ideal filling machine for the nutraceutical and pharmaceutical industries because of its simple and highly sanitary design. The syringe pumps are SERVO driven for high accuracy and the fill heads automatically move to the next set of containers before starting the next fill cycle. The syringes can also inject micro fluid into things like gummy candy and other edibles. The Accu-Doser machine does not require the use of compressed air making it ideal for labs and pharmaceutical environments. The only contact/wetted parts are the disposable syringes and the tray that they draw the product from.



# Filling Machines

## Piston Filling Machines

### FEATURES:

- Easy cleanup with disposable medical grade plastic syringes
- Extreme accuracy using Servo technology ball screw drive
- Fill heads available up to 16 (depending on size)
- Syringe size range from 1 ML to 200 ML (larger syringes reduce number of fill heads)
- Dose size from 0.1 ML to 200 ML
- Electronic teach and learn fill volume button
- Easy tray and fill program setup adjustments.
- All electronic function
- No valves to clean

### OPTIONS:

- Medical grade syringe pumps
- Glass syringe pumps
- Precision heated tank
- Covered sealed membrane tank
- Can be used to remove samples from vials
- Thick viscosity flow ports
- Harsh chemical pumps
- Main reservoir refill tank
- Fill trays



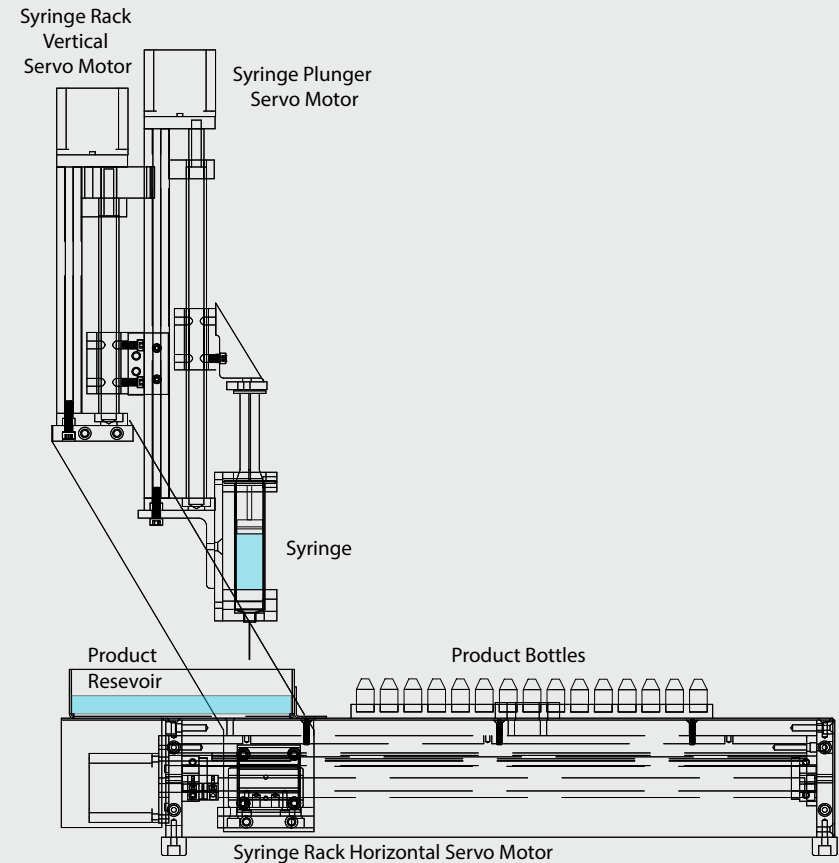
### Example Products the Accu-Doser can fill:

Syringes, vials, cartridges, bi-component products, and high viscosity products.



To order call 1.800.989.1828 • [www.accutekpackaging.com](http://www.accutekpackaging.com)

### HIGH PRECISION MINI DOSE FILLING PROCESS





# Filling Machines

## Piston Filling Machines

### ***AVF Series***

#### **AUTOMATIC VOLUMETRIC PISTON FILLING SYSTEMS**

Accutek's **Automatic Volumetric Piston Filling Machines (AVF)** are heavy duty powerhouses for filling viscous products and liquids. They deliver precision dose filling with flexible filling options and offer fantastic multi work shift reliability. Each AVF filler dispenses an accurate measured volume of product to a container ensuring that there is little overfill, thus saving you money. AVF machines are versatile enough to fill thin products such as water or thick products like caulking compounds with little to no additional change parts. Along with their flexible filling options the AVF piston fillers can be used with a variety of ridged or lightweight containers that might be otherwise distorted by pressure vacuum filling. All automatic models feature heavy-duty stainless steel adjustable height bases, sanitary stainless steel product cylinders, durable 10' variable speed conveyors, and color touch screen controls.



***AVF2***



***AVF6***



***AVF8***



***AVF10***



***AVF12***

# Filling Machines

## Piston Filling Machines

- Two to twelve head filler configuration (8-128 oz. cylinders)
- A.B.I. kit (Automatic Bottling Index kit)
- Color touch screen controls with help menus
- PLC controlled
- Multi-stroke (Multiple doses per container)
- Tool-less dose volume adjustment

### OPTIONS:

- Custom filling nozzles
  - Extended length nozzles; bottom up filling reduces foaming
  - Thin nozzles; reduce stringing or dripping on low surface tension liquids
- Diving heads (For bottom up filling to reduce foam)
- Chunky or rotary valves for products with particulates up to 2"
- Heat or corrosive product packages (Contact parts and tubing)
- Positive off nozzles
- Product suck-back kits (Prevents Dripping)
- Hoppers, drip trays, neck grabbers, star wheels, sanitary conveyors



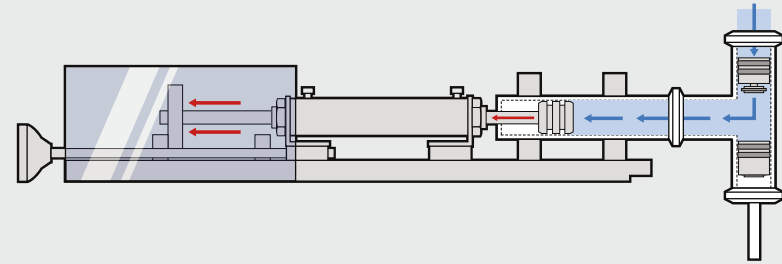
### Example Products the E-APF & AVF Series can fill:

Semi-viscous and viscous liquids; catsup, mustard, syrups, salsa, mayonnaise, honey, peanut butter, jellies, dipping sauces, lip balm, shampoo, thick soaps, styling gels, facial masks, wax, glue, grease, sealants, silicone, Electronic cigarette juices and much more.

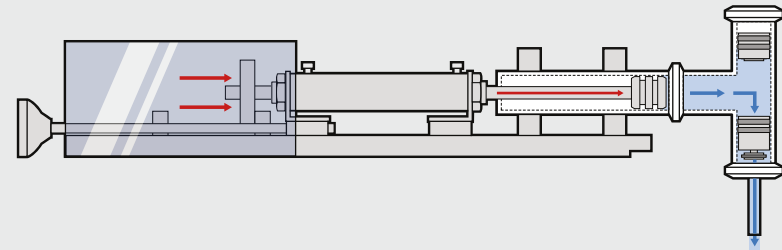
To order call 1.800.989.1828 • [www.accutekpackaging.com](http://www.accutekpackaging.com)

## Piston Volumetric Filling Process

Piston fillers measure and deliver product to a container by the action of a single piston for each filling head. The filling process begins by priming the product cylinder. On the intake stroke, the piston draws the product from the bulk supply tank, through the upper check-valve, and into the product cylinder.



Once the product cylinder has been filled with product the upper check-valve shuts and the piston direction is reversed. With the lower check-valve now open product is forced from the product cylinder through the valve and into the container.



The volume of the filling chamber in which the piston is operating determines the volume of product delivered into the container, the larger the product cylinder, the more available volume for filling. Adjusting the length of the piston's stroke can change this volume. As the stroke is lengthened, the volume of the product cylinder is increased, and as the stroke is shortened, the volume of the product cylinder is decreased. The simplicity of the piston filling process allows it to adapt to a wide variety of products while continue to deliver extremely accurate repeatable dose fills.

# Filling Machines

## Piston Filling Machines



***Servo E-APF***

## ***E-APF Series***

### **ELECTRIC AUTOMATIC SERVO DRIVEN PISTON FILLERS**

Accutek's Electric Automatic Servo Driven Piston Fillers (E-APF) are heavy duty powerhouses for filling viscous products and liquids. They deliver precision dose filling with flexible filling options and offer fantastic multi work shift reliability. Each E-APF filler dispenses an accurate measured volume of product to a container ensuring that there is little overfill, thus saving you money.

E-APF machines are versatile enough to fill thin products such as water or thick products like caulking compounds with little to no additional change parts. Along with their flexible filling options the E-APF piston fillers can be used with a variety of rigid or lightweight containers that might be otherwise distorted by pressure vacuum filling. All automatic models feature heavy-duty stainless steel adjustable height bases, sanitary stainless steel product cylinders, durable 10' variable speed conveyors, and color touch screen controls; In addition, Electric Automatic Servo Driven Piston Filler has a featured job memory that makes the job change-over much easier.





# Filling Machines

## Piston Filling Machines

- Two to twelve head filler configuration (8-128 oz. cylinders)
- ABI kit (Automatic Bottling Index kit)
- Color touch screen controls with help menus
- PLC controlled
- Multi-stroke (Multiple doses per container)
- Tool-less dose volume adjustment

### OPTIONS:

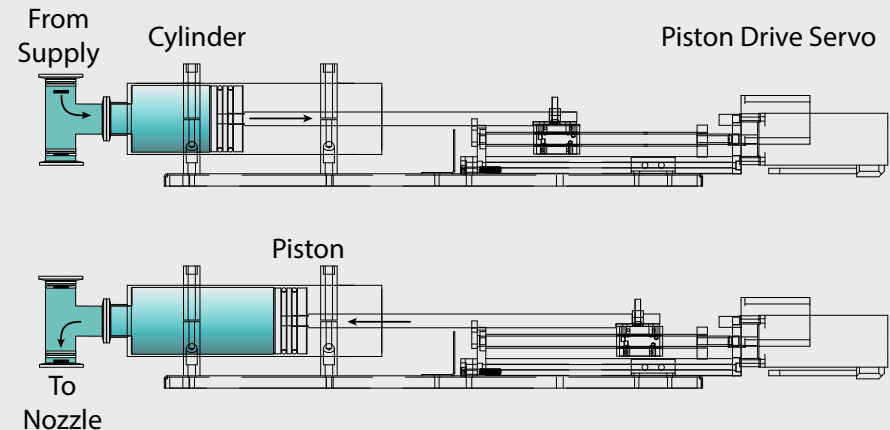
- Custom filling nozzles
  - Extended length nozzles; bottom up filling reduces foaming
  - Thin nozzles; reduce stringing or dripping on low surface tension liquids
- Diving heads (For bottom up filling to reduce foam)
- Chunky or rotary valves for products with particulates up to 2"
- Heat or corrosive product packages (Contact parts and tubing)
- Positive off nozzles
- Product suck-back kits (Prevents Dripping)
- Hoppers, drip trays, neck grabbers, star wheels, sanitary conveyors



### Example Products the E-APF & AVF Series can fill:

Semi-viscous and viscous liquids; catsup, mustard, syrups, salsa, mayonnaise, honey, peanut butter, jellies, dipping sauces, lip balm, shampoo, thick soaps, styling gels, facial masks, wax, glue, grease, sealants, silicone, Electronic cigarette juices and much more.

## Electric Automatic Servo Piston Volumetric Filling Process



# Filling Machines

## Overflow Filling Machines

### SAPOF Series

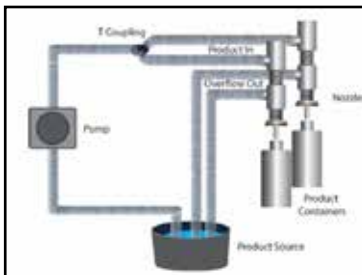
#### SEMI-AUTOMATIC PRESSURE OVERFLOW FILLERS

Accutek's Semi-Automatic Pressure Overflow Fillers (SAPOF) are well suited for filling liquids with low to medium viscosities and are perfect for products that foam. The versatile SAPOF machines are well rounded fillers able to accommodate a wide variety of container shapes and types, such as rigid plastic, metal, or glass. These machines can handle fill sizes from ounces to gallons for a number of products like vegetable oil, juice, cleaners, and most other free flowing liquids.

SAPOF2



SAPOF4



Accutek Single O-ring Overflow Nozzles



# Filling Machines

## Overflow Filling Machines

### FEATURES:

- Adjustable bottle guides
- Sanitary stainless steel nozzles
- Food grade contact parts and pneumatic pump
- Quick container changeover
- Spring loaded positive off nozzles
- Micro processor controlled with one button auto program
- Job memory feature with 99 jobs

### OPTIONS:

- Two or four head configurations
- Foot pedal operation
- Custom nozzle sizes

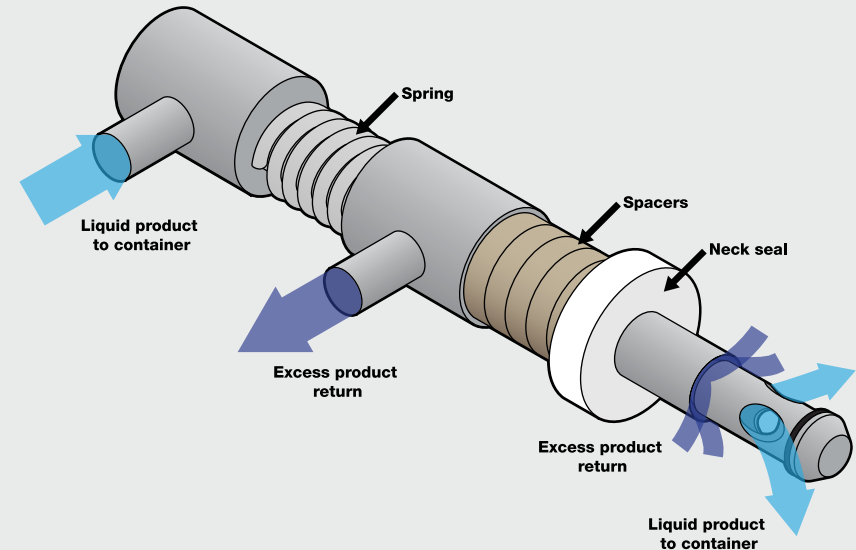


### Example products the SAPOF Series can fill:

Water, Fruit Juices & Extracts, Liquid Tea, Liquid Coffee, Food Coloring, Vegetable Oil, Milk, Tomato juice, Thin Salad Dressings, Perfumes, Essential Oils, Ink, Thin Liquid Soap, Shampoo's, Soy Sauce, Hot Sauce, Windshield Washing Fluid, Carpet Shampoo, Industrial Cleaners, Light Makeup Remover, Motor Oil, Urethane, Silicone, Urine, Alcohol, and many more

To order call 1.800.989.1828 • [www.accutekpackaging.com](http://www.accutekpackaging.com)

## OVERFLOW FILLING NOZZLE EXPLAINED




Pictured above is the Accutek Single O-ring Overflow Nozzle. Overflow nozzles work by means of a spring loaded filling valve that is opened as it makes contact with the opening of the container. This is achieved by lowering the nozzle down on top of the container. When the contact pressure is sufficient, the spring opens the filling valve and liquid product is delivered to the container from the supply tank. Simultaneously, any air or foam from filling turbulences is forced out through the excess product return port. Excess liquid product will continue to fill the container and overflow through the return port until the diving head retracts and the spring closes the filling valve.

Double O-ring nozzles are also available, however the nozzles flow and return are reversed.

# Filling Machines

## Overflow Filling Machines



**APOF-12**

## **APOF Series**

### **AUTOMATIC PRESSURE OVERFLOW FILLING SYSTEMS**

**Automatic Pressure Overflow Fillers (APOF)** produce visually appealing and consistent fill levels regardless of container shape or irregularities. Bottle molding and forming techniques can cause minor inconsistencies in the size or shape of a container. The APOF machines compensate for these minor changes and variations in the container allowing for a uniform fill level. Pressure Overflow filling machines can accommodate all types of containers comprised of rigid plastic, metal, and glass ranging in size from ounces to gallons.

Overflow fillers from Accutek are also very adept at filling foaming liquids such as shampoos, soaps, or industrial cleaners. The same unique nozzle design that allows for uniform fill levels is also used to eliminate the foamy overflow.

The APOF units are very easy to setup and maintain. Each machine includes a sanitary stainless steel manifold with a quick clean connection. A touch screen control system records job settings for fast and simple changeovers and offers a trouble shooting help menu. Accutek can also provide a number of optional contact parts for a variety of product types from water and juices to free flowing industrial chemicals.



**APOF-6**



**APOF-8**



**APOF-10**



# Filling Machines

## Overflow Filling Machines

### FEATURES:

- Easy clean sanitary stainless steel manifold with quick clean connection
- Heavy duty stainless steel fill bar for secure nozzle mounting
- Filling station verification and production counter
- Stainless steel valve for product flow control to buffer tank
- Accommodate a variety of containers with height adjustable nozzles

### Example Products the APOF Series can fill:

Water, Fruit Juices & Extracts, Liquid Tea, Liquid Coffee, Food Coloring, Vegetable Oil, Milk, Wine, Tomato juice, Some Salad Dressings, Perfumes, Essential Oils, Electronic Cigarette Juices, Ink, Thin Liquid Soap, Shampoo's, Light Makeup remover, Motor Oil, Urethane, Silicone, Urine, Alcohol, and many more.



### OPTIONS:

- Gravity feed tank
- Stainless steel drip collection tray
- Powered nozzle height adjustment
- Bottom-up nozzles
- Safety enclosure
- Pneumatic operation for flammable product filling
- Plastic upgrade for corrosive product filling
- Remote control upgrade for hazardous locations
- Corrosive products upgrades



# Filling Machines

## Overflow Filling Machines



**ROF Series**

## **ROF Series**

### ROTARY OVERFLOW FILLING SYSTEMS

**Biner Ellison Rotary Overflow Fillers, (ROF Series),** offer high speed, accurate fill-to-level production for all free-flowing non carbonated liquids including beverages, cosmetics, chemicals, and much more. Biner Ellison ROF Series machines specialize in producing visually appealing and consistent fill levels regardless of container shape or volume irregularities. Bottle molding and forming techniques can cause minor inconsistencies in the size or shape of a container. The ROF Series filling process automatically compensates for these minor changes and variations in container volume allowing for a uniform fill level. Biner Ellison Rotary Overflow Fillers can accommodate all types of containers comprised of rigid plastic, metal, and glass, ranging in size from an ounce to a gallon.

One unique feature to note on the BE Rotary Overflow Filling machines is that the power transmission for the main turret, in-feed and out-feed star wheels, as well as the timing screw is positioned on top of the machine for easy maintenance. Moving these parts away from potential wet areas simplifies cleaning, and prolongs machine life.



# Filling Machines

## Overflow Filling Machines

- Accommodates a wide variety of containers at speeds up to 450+ CPM\*
- “Fill to level” operation for perfectly even fill levels regardless container
- Variable speed “Top Drive” system keeps key systems away from wetted areas for easy access and lasting performance
- Color touch screen control package with job memory, tooling memory, management lockout, as well as performance and alarm reporting
- Solid stainless steel frame and a sanitary stainless steel pump
- Incorporated safety interlocks & polycarbonate guarding
- Self aligning toolless change parts for quick trouble-free changeover

### OPTIONS:

- Vacuum filling option
- “Never Miss” bottle neck centering fill nozzles
- Specialty pump, seals, and hose upgrades for unique product types
- Sanitary conveyor systems




### Example Products the ROF Series can fill:

Water, Fruit Juices & Extracts, Liquid Tea, Liquid Coffee, Food Coloring, Vegetable Oil, Milk, Wine, Tomato juice, Some Salad Dressings, Perfumes, Essential Oils, Ink, Thin Liquid Soap, Shampoo's, Light Makeup remover, Motor Oil, Urethane, Silicone, Urine, Alcohol, and many more

\* Speeds are model and job dependant. Contact a Sales Representative for details.

To order call 1.800.989.1828 • [www.accutekpackaging.com](http://www.accutekpackaging.com)

## ROTARY VACUUM FILLER (RVac)



The Rotary Vacuum (RVac) filling option for the Rotary Overflow Fillers allows for the filling of rigid, small neck containers that standard overflow filling may have difficulty filling. The Rotary Vacuum Fillers produces the same visually appealing and consistent fill levels as other overflow and vacuum fillers, it can just do it at much higher speeds. (Up to 400+ CPM\*).

Recommended projects for the RVac include: essential oils, perfumes, enamels, solvents, cleansers, hot sauces, and other similar low to medium viscosities. These high speed fillers are best suited for filling products that require small dose filling with a clean aesthetic appearance.



# Filling Machines

## Vacuum Filling Machines



**AccuVac**



## Specialty Fillers

### AccuVac Series

#### SEMI-AUTOMATIC VACUUM FILLING MACHINES

**Accutek's AccuVac Fillers**, deliver precise small dose filling of low to medium viscosity liquids into small neck containers. These fillers deliver consistent visually consistent fill levels which is great for small container high profile products such as perfumes, essential oils, or nail polish. AccuVac Fillers are fully pneumatic machines allowing them to safely manage flammable liquids, such as acetone and light paints. The nozzles mounted on a diving head reduce dripping, foam, and fumes.





# Filling Machines

## Vacuum Filling Machines

### FEATURES:

- Adjustable and consistent “fill to level” operation
- All pneumatic operation for hazardous filling environment

### OPTIONS:

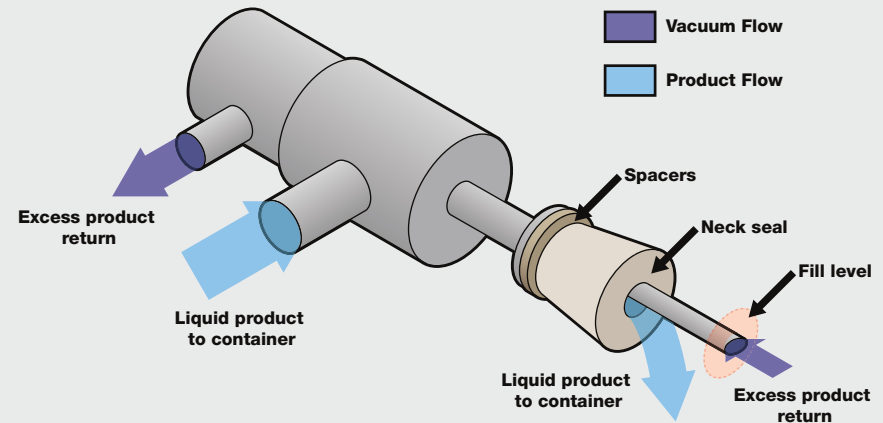
- Two to eight filling heads
- Adjustable bottle guides
- Electric Vacuum Generator
- High capacity vacuum collection chamber



### Example Products the AccuVac can fill:

Perfect for products in small neck containers. Perfumes, essential oils, ink, thin liquid soap, light makeup remover, nail polish, alcohol, Electronic Cigarette Juices, food coloring, fruit extracts, liquid tea, hot sauces, vegetable oil, light oils, and many more.

## VACUUM FILLING NOZZLE EXPLAINED



Vacuum filling systems are used primarily for filling narrow necked glass bottles with still liquids. They are not used with non-rigid containers, because the vacuum pressure that is used to draw the product from the storage tank into the container can cause these containers to contract and become distorted.

In the illustration, the vacuum nozzle has a vacuum tube within the product delivery tube that extends into the bottle to be filled. The vacuum nozzle is connected to a vacuum tank or chamber which is maintained at a constant vacuum level by a vacuum pump.

An air tight seal is established between the top of the bottle and the nozzle neck seal. A vacuum is drawn on the bottle, and this pressure differential draws the product from the supply tank into the bottle. The fill level is determined by the position of the vacuum port of the tube extended into the bottle, because the excess product is drawn out through the port. The length of the fill time is controlled by the filler electronics.

# Filling Machines

Vacuum Filling Machines

**Auto AccuVac 6**



## **Auto AccuVac Series**

### **AUTOMATIC VACUUM FILLING SYSTEMS**

Customers looking for a cost effective filler to produce visually appealing and consistent fill levels no matter what the shape or volume of their container cannot go wrong with an Accutek **Auto AccuVac** filling machine. Accutek Auto AccuVac fillers offer uniform filling of essential oils, perfumes, enamels, solvents, cleansers and other similar liquids with low to medium viscosities. Auto AccuVac fillers can fill a variety of liquids into small rigid containers and are best suited for cosmetic, pharmaceutical, and chemical products that require small dose sizes with a clean aesthetic appearance.

Each Auto AccuVac filler is constructed on a heavy duty sanitary stainless steel frame, complete with a 10' conveyor, touch screen controls, and easy to clean manifold. Auto AccuVac fillers are available with a fully pneumatic upgrade complete with safety guarding, ideal for filling potentially hazardous or flammable liquids.

# Filling Machines

## Vacuum Filling Machines

### FEATURES:

- Operational speeds ranging from 20 to 50 containers per minute\*
- Includes 10' standard conveyor
- Four no drip diving fill heads
- Stainless steel frame
- Stainless steel accumulation tank
- Automatic bottle indexing unit included
- Color touch screen controls with job memory and help menus

### Example products the Auto AccuVac Series can fill:

Perfect for products in small neck containers. Perfumes, essential oils, ink, thin liquid soap, light makeup remover, nail polish, alcohol, food coloring, fruit extracts, liquid tea, hot sauces, vegetable oil, light oils, Electronic cigarette juices and many more.




\* Speeds are model and job dependent. Contact a Sales Representative for details.

To order call 1.800.989.1828 • [www.accutekpackaging.com](http://www.accutekpackaging.com)

### OPTIONS:

- Custom bottle guides and pucks
- Additional filling heads
- High capacity collection chamber
- Sanitary stainless steel upgrade for food products
- Custom size / shape nozzles for odd shape containers
- All pneumatic operation conversion for hazardous locations
- Electric vacuum generator upgrade



# Filling Machines

## Pump Filling Machines

### ***SAPD Series***

#### SEMI-AUTOMATIC POSITIVE DISPLACEMENT FILLERS

**Accutek Semi-Automatic Positive Displacement (SAPD)** fillers can handle everything from thin liquids such as water or household cleaners to heavy products such as pastes, creams, lotions, or gels. SAPD fillers are perfect for small production runs, start-up operations, or they can serve as a solid backup filler. Positive displacement is one of the most versatile filling principles available, covering a wide range of viscosities. A SAPD operator can program fill speeds throughout the fill cycle to reduce foaming or cavitation on a range of products. An optional Chunky Product Valve is also available, allowing the SAPD fillers to handle some particulate products.

- Job / recipe memory for quick transition between projects
- Food grade filling with sanitary stainless steel gear pump
- Multi speed fill cycles for reduced foaming and cavitation
- On the fly fill level and speed adjustments
- Stainless steel construction for long lasting durability and use

#### OPTIONS:

- Positive off nozzles to reduce dripping for low tension liquids
- Flexible impeller pump upgrades for filling products with particulates
- Foot pedal control for precise fill cycle start
- Mobile Filling Station with sanitary stainless steel cart
- Sanitary stainless steel hopper bulk supply



#### **Example Products the SAPD Series can fill:**

**Less than Water to Pastes (Depending on Pump Type)** vitamin drinks, perfumes, hair conditioner, liquid soap, shampoo, creams and lotion, hand and body wash, hair styling gels, mascara, eye liner, makeup remover, detergents, oils, liquid cleaners, paint, degreasers, candles, sealants, grease, silicone, cough medicine, iodine, saline solutions, insect repellent, water, syrups, honey, and much more.



**SAPD1**



Accutek can convert the SAPD1 into a mobile filling station with the optional stainless steel cart and bulk supply hopper. This makes the SAPD1 perfect for multiple small business use or sample filling purposes.



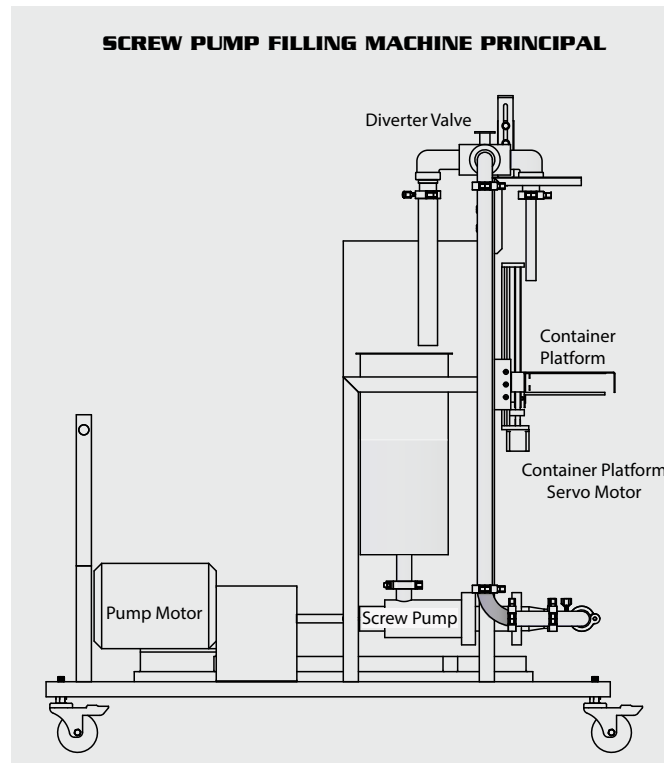
## Accutek Screw Pump Filling Machines

The Accutek Screw Pump Filling machine excels at handling thick Dense products such as grease, pastes, lotions, and heavy creams. The screw pump runs continuously, and a valve directs the product to the filler nozzle or back into the supply hopper. A unique servo controlled container lift platform keeps the fill nozzle submerged just below the surface of the rising product to prevent air pockets in the fill. There is a no more accurate or faster way to package thick viscous products than the Accutek Screw Pump Filling Machine.



**Example Products the Screw Pump Filling machines can fill:**

Thick Dense products such as grease, pastes, lotions, chuck and heavy creams.



**Screw Pump Filling Machine**

# Filling Machines

## Pump Filling Machines



**APD-4**

**APD-6**



**APD-8**



**APD-10**



**APD-12**

## **APD Series**

### **AUTOMATIC POSITIVE DISPLACEMENT FILLING SYSTEMS**

**Accutek Automatic Positive Displacement (APD) Fillers** handle both the thinnest and most viscous liquid products on the market. Advanced PLC controls in combination with a color touch screen allow the APD machines operator to accurately control product flow and speed to each filling head resulting in incredibly accurate fills. The APD fillers are specially programmed with an upsurge fill cycle, (diving head nozzles slow down as they reach the containers mouth), which provides the additional benefit of reducing splash and delivering more precise fills for viscous products.

Positive Displacement fillers not only specialize in filling viscous liquids, but they are able to fill those products in larger volumes and at higher speeds than other filler types. Each Accutek APD filler includes 4gpm pump heads with a 10gpm option as an upgrade. The Accutek Automatic Positive Displacement filling machines are a versatile investment accommodating a wide range of container sizes, fill volumes, and product types making it perfect for almost any application.

# Filling Machines

## Pump Filling Machines

- Complete sanitary stainless construction with leveling feet
- Sanitary stainless steel manifold with quick clean connection
- Sanitary stainless steel valves, buffer tank, and gear pump (with ryton gears)
- Reinforced food grade tubing for heavy duty filling
- Star wheel indexing for smooth container handling
- Filling station verification and counter
- Color touch screen controls with help menus and job memory
- Individual height adjustment of fill heads

### OPTIONS:

- Air cylinder or timing screw indexing for specialty containers
- Stainless steel drip collection tray for perfect container ascetics
- Container back-up detection
- Motorized height adjustment (For fill heads)
- Container neck orientator for non-symmetrical containers
- Positive OFF nozzles
- Chunky product upgrades

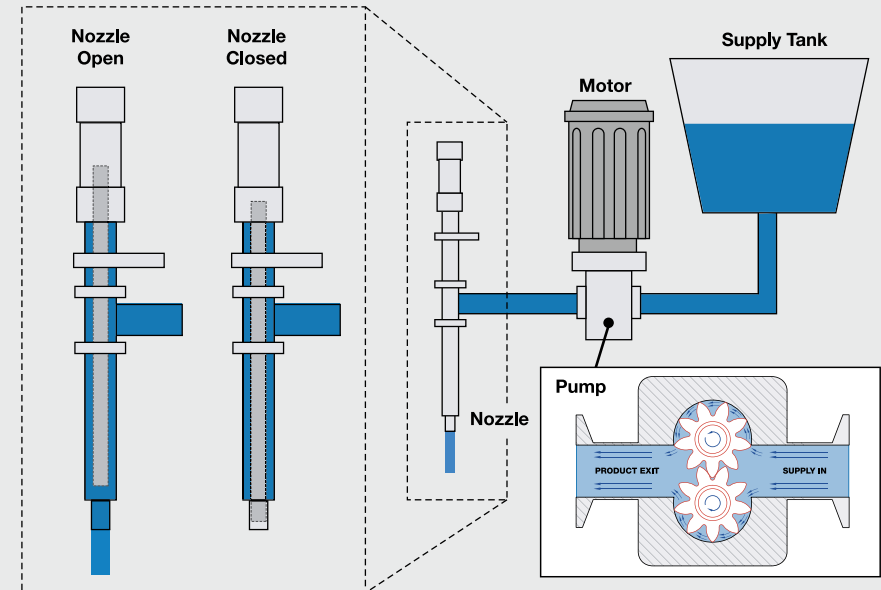


### Example Products the APD Series can fill:

Less than Water to Pastes (Depending on Pump Type) vitamin drinks, perfumes, hair conditioner, liquid soap, shampoo, creams and lotion, hand and body wash, hair styling gels, mascara, eye liner, makeup remover, detergents, oils, liquid cleaners, paint, degreasers, engine coolant, varnish, candles, sealants, grease, glue, silicone, cough medicine, iodine, saline solutions, insect repellent, water, juices, syrups, dressings, milk, honey, mayonnaise, cheese, jellies, and much more.

To order call 1.800.989.1828 • [www.accutekpackaging.com](http://www.accutekpackaging.com)

## POSITIVE DISPLACEMENT PRINCIPAL



The APD can fill up to 12 bottles at a time with product. The state of the art touch screen and PLC control the amount of product dispensed by each filling station. A positive displacement pump feeds each nozzle. The logic circuits driving the pumps monitor the number of shaft rotations of each pump. With positive displacement pumps, the shaft rotation count determines the amount of product delivered to the container.

The bottom up fill feature moves the nozzle bar up as the product is pumped into the containers. The pump speed can be reduced at the end of the fill cycle to minimize splashing. This is known as **Upsurge Filling**.

# Filling Machines

## Pump Filling Machines



***RPD Series***

## ***RPD Series***

### ROTARY POSITIVE DISPLACEMENT FILLING SYSTEMS

**Biner Ellison Rotary Positive Displacement (RPD) Fillers** are high speed rotary systems specifically built to accommodate the widest range of liquids possible on one machine. These systems can fill products ranging from alcohol to caulking compounds. The BE RPD machines feature an individual pump per head design which provides astonishing accuracy and flow capabilities. This pump per head setup allows each filling station to fill independent of each other as well as the entire system giving the perfect fill each time.

Like all BE Rotary equipment the RPD Fillers are built on heavy duty stainless steel frames with all sanitary stainless steel contact parts. Each RPD Filler is programmed with an upsurge fill cycle for reducing splash and insuring precise fill for viscous products. Every machine is also fully adjustable allowing it to adapt to wide range of container sizes, volumes, and types making it the number one choice for almost any application. The versatile Biner Ellison Rotary Positive Displacement Filling machines are one of the best long-term investments any company can make.

Positive Displacement Gear pumps are just one option for RPD fillers. Learn more about gear pumps on the next page and more on the Positive Displacement process on pg 34.





# Filling Machines

## Pump Filling Machines

- Suitable for filling a wide range of liquids from light oils to heavy viscous semi-solids at speeds up to 450+ CPM\*
- No bottle, no fill sensors for each filling station
- Color touch screen controls with job memory, tooling memory, and management lockout
- Variable speed “Top Drive” system keeps key components away from wetted areas for easy access and lasting performance
- Can accommodate glass, plastic, and metal containers
- Synchronized “pump to turret” design for smooth filling of light or thick products at a high rate of production
- Includes stainless steel frame and sanitary stainless steel gear pumps
- Incorporated safety interlocks & polycarbonate guarding
- Self aligning toolless change parts for quick trouble-free changeover

### OPTIONS:

- Fully automatic clean in place system
- 10 gallon per minute pump upgrade
- Flexible impeller pump upgrade (for particulates)



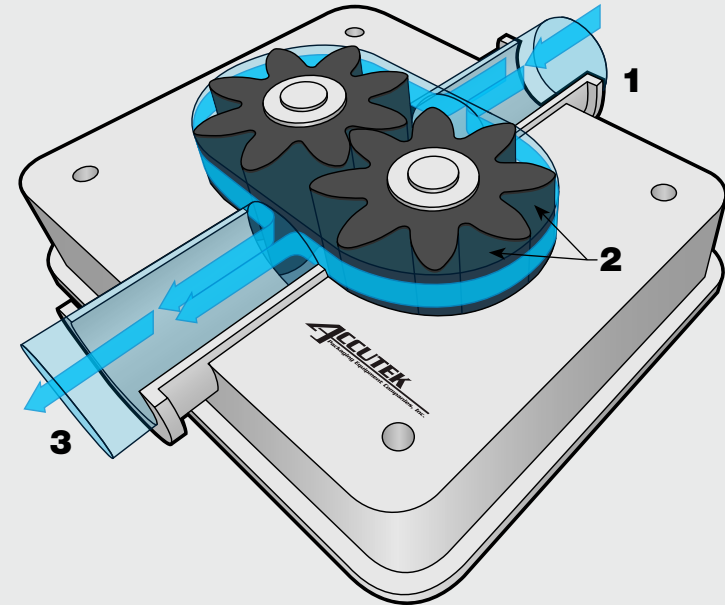
### Example Products the RPD Series can fill:

Water, juices, vitamin drinks, syrups, dressings, milk, honey, mayonnaise, cheese, jellies, perfumes, hair conditioner, liquid soap, shampoo, creams and lotion, hand and body wash, hair styling gels, mascara, eye liner, makeup remover, detergents, oils, liquid cleaners, paint, degreasers, engine coolant, varnish, candles, sealants, grease, glue, silicone, cough medicine, iodine, saline solutions, insect repellent, and much more

\* Speeds are model and job dependant. Contact a Sales Representative for details.

To order call 1.800.989.1828 • [www.accutekpackaging.com](http://www.accutekpackaging.com)

## POSITIVE DISPLACEMENT GEAR PUMP



Gear pumps are the standard type of pump used in positive displacement filling for Biner Ellison RPD Machines. They are designed to handle abrasive free, viscous liquids. These pumps house two or more revolving gears that mesh together to pick up fluid from the intake and force it out under pressure through the discharge. They generate high flow at moderate pressure. Gear pumps are just one of many pump styles available.

1. Liquid product is pushed in through the intake from the manifold.
2. Product is collected by the revolving gears and moved toward the discharge.
3. The liquid is pushed out through the discharge to the filling head.

# Filling Machines

## Auger Filling Machines

### AF Series

#### SEMI-AUTOMATIC AUGER FILLING MACHINES

**Accutek Auger Fillers (AF)** are well suited for the filling of dry products, powders, granules, or seeds. The simple filler design allows for easy cleanup, maintenance, and rapid changeover. Each machine is based on a heavy-duty stainless steel frame with all food grade contact parts.

The AF machines utilize high-tech brushless, direct drive servomotors, and state of the art motion control electronics for auger control. The fillers accuracy is insured by its sophisticated PLC based touch screen control system. Available in both semi automatic and full automatic configurations the Accutek Auger Fillers are the best choice for any customer that desires accurate, repeatable filling of powders, granules, and other similar products.

#### FEATURES:

- Touch screen control package
- Job / recipe memory
- Stainless steel construction
- Screen nozzle
- Hopper agitator

#### OPTIONS:

- Additional fill heads
- Sanitary conveyor system
- Bulk loading system
- Weight scale
- Spinner nozzle
- Dust collector

#### Example Products the AF Series can fill:

Sugar, Flour, Salt, Pepper, Spices, Seeds, Coffee Grounds, Coffee Beans, Small Candies, Unshelled Peanuts, and any other like powder or small granular products.



AF1-20



AccuCollector



## Auto AF Series

### AUTOMATIC AUGER FILLING SYSTEMS

Accutek **Auger Fillers (AF)** are well suited for the filling of dry products, powders, granules, or seeds. The simple filler design allows for easy cleanup, maintenance, and rapid changeover. Each machine is based on a heavy-duty stainless steel frame with all contact parts made of food grade materials.

The AF machines utilize high-tech brushless, direct drive servomotors, and state of the art motion control electronics for auger control. The fillers accuracy is insured by its sophisticated PLC based touch screen control system. Available in both semi automatic and full automatic configurations the Accutek Auger Fillers are the best choice for any customer that desires accurate, repeatable filling of powders, granules, and other similar products.

### Auto AF1-20



#### Example Products the Auto AF1 can fill:

Sugar, Flour, Salt, Pepper, Spices, Seeds, Coffee Grounds, Coffee Beans, Small Candies, Unshelled Peanuts, and any other like powder or small granular products.

#### FEATURES:

- Touch screen control package
- Job / recipe memory
- Stainless steel construction
- Screen nozzle
- Hopper agitator

#### OPTIONS:

- Additional fill heads
- Sanitary conveyor system
- Bulk loading system
- Weight scale
- Spinner nozzle
- Vibration station

### AF-1 Bulk Hopper / Elevator

The AF-1 Bulk Hopper/Elevator provides a stainless steel ground level bulk loading source to replenish and maintain product in the supply hopper of the Auger Series Fillers. Dual motor controllers provide variable speeds and dual direction for individual auger conveyor motor and bulk hopper vibratory motor control.



# Filling Machines

Net Weight Filling Machines and Tablet Counters

## AccuCounters

### TABLET / CAPSULE COUNTING AND FILLING SYSTEMS

**AccuCounter BT** is a bench top semi automatic tablet / capsule counter featuring two nozzles for continuous counting and filling as well as a dust accumulator for helping to insure long term accuracy. Speeds range from 1000-2000\* tablets per minute (up to 1000 capsules per minute) making the AccuCounter BT one of the fastest semi-automatic counter/fillers available.

### AccuCounter BT



### AccuWeight

### AccuWeight - Weight Filler

**AccuWeight** fillers provide accurate filling of liquid or semi-liquid products into drum or bucket containers ranging from 0.5 – 6 gallons (2-25 L). The easy to use AccuWeight fillers feature durable stainless steel weigh surface, mechanical weight sensors, sanitary stainless steel contact parts, and pneumatic operation.

- Multi-speed filling set points
- Air actuated valves with Teflon seats
- Pneumatic operation for hazardous products
- Micro adjust control with
- Automatic fill sequencing





## AccuCounters

### TABLET / CAPSULE COUNTING AND FILLING SYSTEMS

The **AccuCounter** tablet/capsule counters are ideal machines for packaging tablets, capsules, caplets, transparent gel capsules, and much more. The AccuCounters' sleek design and straight forward controls make them the best looking and easiest to use semi automatic bench top and automatic counters on the market.

**AccuCounter Auto** is a dual nozzle automatic tablet counter for automatically counting and depositing tablets or capsules at speeds up to 3000\* pieces per minute. Each unit features touch screen controls, an dust proof counting chute, six foot conveyor, and automatic bottle indexing system. AccuCounter Auto machines can run continuously with over a 99% counting accuracy.

- High speed delivery with 3 stage, 16 channel vibratory plates
- Up to 3000\* pieces per minute
- Accurate counts with less then 1% error rate
- Dual nozzles per head allow for continuous filling production
- Isolation mounts for low noise operation
- Dynamic scan counting for individual channel output tracking
- Touch screen display with help menus



Accutek Auto AccuCounter machines feature computer controlled dynamic scan counting for each channel feeder. This allows operators to see the individual output of each channel to ensure accurate piece counts and diagnose any troublesome backups.



**Auto AccuCounter**

\* Speeds are model and job dependant. Contact a Sales Representative for details.

To order call 1.800.989.1828 • [www.accutekpackaging.com](http://www.accutekpackaging.com)

# Capping Machines

## Handheld Capping Machines

### AccuCapper™ HDEX



### AccuCapper™ LD



### AccuCapper™ E



## AccuCapper Series

### HAND HELD CHUCK CAPPERS

**AccuCappers™** are portable, hand held cap tighteners capable of tightening or removing screw and lug type closures. AccuCappers™ have an external adjustable clutch to ensure proper torque, eliminate cap damage, and decrease insert wear. Once the closure reaches the set torque value, the chuck will stop rotating, signaling the operator to move on to the next container. The overhead slide rail with self-balancer allows the AccuCapper™ to be suspended neatly and weightlessly over-head and out of the way during case changes, reducing labor fatigue.

**AccuCapper™ HDEX** is a “heavy duty”, portable, air driven hand held cap tightener capable of tightening or removing screw and lug type closures. The AccuCapper™ HDEX is suitable for all production environments and can torque closures with diameters from 10mm to 110mm.

**AccuCapper™ LD** is a “light duty”, portable, air driven hand held cap tightener great for low volume production environments and cap closures with diameters up to 28mm. The AccuCapper™ LD is suitable for all types of caps that do not require extreme torque values or have large diameter closures.

**AccuCapper™ E**, is an “electric”, hand held capper for low production or lab environments where compressed air is not available. The AccuCapper™ E can tighten or remove caps with diameters up to 28mm and is a great capper for a variety of industries.



Overhead slide rail in action.  
(table and stand optional)

## ***BT AccuCappers***

### SEMI-AUTOMATIC BENCH TOP CAPPING MACHINES

**AccuCapper™ BT** Semi-Auto Bench Top Chuck Capper tightens screw and lug type closures that have been placed on containers. The AccuCapper™ BT pneumatic clutch ensures an accurate and specific torque each and every time. Perfect for nearly every production setting requiring a pneumatic operation the AccuCapper™ BT is one of the best all round cost effective semi-automatic capping solutions.

**AccuCapper™ BT-E** is an industrial strength semi-automatic electric bench top capper. It is the perfect machine for small scale operations that require higher torque values than a hand held capper can provide and where compressed air is unavailable. A range of chucks and inserts are available to accommodate a variety of cap diameters.



***AccuCapper BT***



# Capping Machines

## Spindle Capping Machines



**SSC-6**



\*Speed is dependant on cap characteristics, cap size, and operator.



## ***SSC Series***

### SEMI-AUTOMATIC SPINDLE CAPPING MACHINES

The **Accutek SSC-6** comes standard as a semi-automatic capping machine requiring cap placement from an external source before being automatically torqued shut. This tightener is perfect for cap re-torquing after induction sealing or when the current production requirements do not require automatic cap placement. As production requirements increase, an automatic placement system can easily be added, on site, converting the SSC-6 to a fully automatic machine. (pg 43 for automatic equipment.)

The **Accutek SSC-6** can torque flat caps, flip top caps, pull spouts, safety caps, child proof caps, sport caps, trigger pumps, and closures with over-caps or induction seals at speeds up to 120 cpm\*. Spindle cappers can handle most bottle types/shapes including PET, PP, PVC, HDPE, LDPE, and glass.

- **120+ Containers per minute (CPM)\***
- **Maintenance free stainless steel spindle shafts**
- **Intelligent electronic torque control**
- **Individual spindle set speeds**
- **Power height adjustment**
- **Tapered bottle gripper adjustment**
- **Single adjustment spindle set centering**
- **C Frame, which allows for use with any conveyor line**
- **Spring loaded spindles for better cap grip and less disc wear**





## AccuSnap

### SEMI-AUTOMATIC SNAP CAPPING MACHINES

**Accutek Snap Cappers** are continuous motion machines that replace the tedious work of manually pressing and/or placing snap caps. Accutek Snap Cappers prevent costly spills by removing human error from this process. This machine can also help prevent repetitious motion injuries and strains to your work force that can result when manually placing snap caps.

Accutek Snap Capping systems offer solutions to a variety of snap cap types. Milk jugs, dropper inserts, lip balm caps, over caps, "top hat" seals, twist cap with ratcheted rip seal, and a variety of other cap applications are all within the capability of the Accutek Snap Cappers.

These capping systems are available in a number of different models each covering wide range of products and delivery speeds.

#### FEATURES:

- Adjustable for use with different container heights and widths
- Smooth continuous operation
- Adjustable top belt height and gripping angle

#### OPTIONS:

- Conveyor mounting assemblies
- Backup sensors (requires spacer wheel)
- Powered low profile side belts for small container applications
- Wheel snapper
- Stomp Cylinder



**SnapCap 007**

**SC-007** combines the SC-006 with Accutek's Centrifugal bowl cap applicator for automatic cap placement.



**SnapCap 006**

# Capping Machines

## Screw Chuck Capping Machines

### ***AccuPick Series***


#### PICK & PLACE CHUCK CAPPING SYSTEMS

The **Automatic Pick and Place Capper** is a dual head Automatic O-Ring Chuck Capper, designed for the cost conscious consumer, or when specific torque accuracies are needed. A centrifugal bowl orienter feeds caps to be picked. Once picked, the dual head unit rotates, and automatically places and tightens a cap while receiving another. An adjustable clutch determines how much torque is applied to each cap.

Accutek's Auto Pick and Place Capper is designed to handle most bottle types including P.E.T, P.V.C, plastic, and glass. To eliminate damage to caps, the Pick and Place Capper can set different torque values. The Bottle Capping Machine is designed with a star wheel indexing system to control and handle flimsy bottles. In addition, the star wheel assists in keeping bottles stationary as torque is being applied.



***AccuCPick***



# ***Capping Machines***

Screw Chuck Capping Machines

## **FEATURES:**


- Dual Head
- Up to 40 caps Per Minute
- Automatic Bottle Indexing Unit
- 10' x 4.5" Wide Sanitary Conveyor
- Heavy Duty Stainless Steel Frame
- Intelligent Electronic Torque Control
- Color Touch Screen Controls with Job Memory
- 1 Set of Change parts and 1 Standard O-Ring Chuck
- Bottle Height: 120mm(5") to 370mm(15")
- Bottle Diameter: 50mm(2") to 180mm(7")
- 110 Phase 60Hz Power

## **OPTIONS:**

- High Speed Feed System
- Automatic Head Height Adjustment
- Cap Elevator / Centrifugal Bowl Orientator
- Custom Container / Closure Product

## **Handling**

- Additional Chucks and Inserts for Specialty Caps



# Capping Machines

Screw Spindle Capping Machines



**ASC-6**

**ASC-8**

## ASC Series

### AUTOMATIC SPINDLE CAPPING SYSTEMS

The **ASC Automatic Spindle Cappers** are tough stainless steel spindle cappers designed to automatically place and tighten a wide variety of screw and lug type closures onto containers. Each tightening spindle is spring loaded and driven by a torque sensitive individual motor for increased disk to cap contact and reduced disk wear. This unique design eliminates the need for transmissions, belts, pulleys, and universal shafts which reduces the size of the machine, lowers maintenance time, and expands the capability and adjustability of the capper. The ASC Series can accommodate standard closure sizes ranging from 10mm – 120mm with no additional components. ASC Series cappers come standard with a centrifugal bowl orientation system.



Accutek ASC Series cappers work well for closing a wide range of containers with a variety of cap types and sizes.



# Capping Machines

## Screw Spindle Capping Machines

### FEATURES:

- Cap up to 200 CPM\*
- Heavy duty stainless steel frame
- Centrifugal bowl cap orientator
- Spring loaded spindles for better cap grip and less disc wear
- Individual spindle speed settings
- Intelligent electronic torque control
- Powered height adjustment
- Adjustable angle gripper belts

### OPTIONS:

- 6 or 8 spindle models
- Dual, double wide, or low profile gripper belts
- Cap elevator/orientator
- Reversible spindle sets
- Custom container/closure handling
- Various tightening disks including competitor designs



### BULK LOADERS

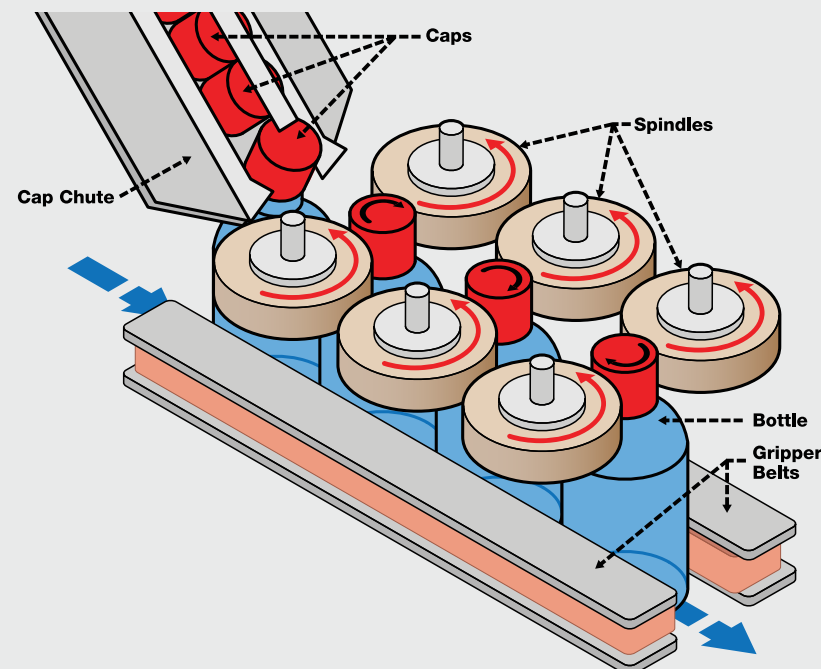
The Accutek Bulk Loading Cap Elevator is the perfect machine for elevating and depositing closures to your cap orientating unit. Its floor level design eliminates the need for machine operators to use ladders or platforms to reload the orientation device. This increases plant safety as well as increases overall productivity of the orientation device by maintaining a proper level, refilling only when needed.

### ASC-8 w/ Cap Elevator

\* Speeds are model and job dependant. Contact a Sales Representative for details.

To order call 1.800.989.1828 • [www.accutekpackaging.com](http://www.accutekpackaging.com)

### SPINDLE CAPPING EXPLAINED



Spindle cappers work by passing a container and its cap between multiple sets of turning discs. These discs transmit their rotary motion to the cap and cause it to tighten.

Containers are moved through the spindle sets by gripper belts that hold them firmly enough to prevent the container from turning as the cap is tightened. The containers pick a cap from the cap chute as the container enters the gripper belts. Cap feeding systems can differ depending on the cap and container characteristics. The number of spindles needed to tighten a cap is determined by cap size, conveyor speed, and desired torque value.

# Capping Machines

## Screw Spindle Capping Machines



**ACT-8**

The KISS ACT-8 has a robust design accommodating screw and lug closures ranging in size from 10mm – 120mm with little to no modifications required. The adjustable and variable gripper belt system easily adjusts to handle a wide variety of container shapes and sizes. Accurate and repeatable torque at any speed is ensured by the capper's pneumatic torque clutch.

## **ACT Series**

### HAZARDOUS LOCATION AUTOMATIC SPINDLE CAPPING SYSTEMS

For locations or projects where the use of exposed electrical motors near product could be potentially hazardous or in wash down environments, Accutek offers the **KISS ACT-8 Series** Spindle Cappers. This capper is based on a heavy duty stainless steel frame that can be equipped with an explosion proof motor and control package making it perfect for capping containers which contents may be flammable or hazardous. The motor and control package can also be upgraded for environments where the entire line is exposed to pressurized and chemically treated wash down processes.



ACT-8 capping systems can be delivered without a cap delivery option as a semi-automatic tightener or standard as a fully automatic unit that places as well as torques closures shut. Multiple cap delivery options are available depending on the cap characteristic and desired production speed. With an elevator/orientator cap delivery system and bulk hopper supply the KISS ACT-8 can cap at speeds up to 200 CPM\*.

\* Speeds are model and job dependant. Contact a Sales Representative for details.

# Capping Machines

## Screw Spindle Capping Machines

- Cap at speeds up to 200 CPM\*
- Heavy duty stainless steel C-Frame design
- Stainless steel cap elevator/orientator unit with bulk hopper
- Pneumatic clutch for accurate repeatable torque control
- On the fly adjustments of variable speed spindles
- Spring loaded spindles for better cap grip and less disc wear
- Powered head height adjust for easy setup and changeover
- High speed, eight spindle design for maximum closure contact

### OPTIONS:

- Dual, double wide, or low profile gripper belts
- High capacity twelve cubic foot bulk cap supply hopper
- Hazardous location construction upgrade for flammable products
- Wash-down location construction for quick and easy cleaning
- Custom container/closure product handling
- Pin wheel sorter for specialized container handling



To order call 1.800.989.1828 • [www.accutekpackaging.com](http://www.accutekpackaging.com)

## CAP DELIVERY SYSTEMS



### ***Centrifugal Bowl***

For most projects Accutek offers our highly dependable and robust Centrifugal Bowl Feeder. This durable system provides a consistent supply of closures to the capping machine. Changeover is quick and simple allowing for one system to accommodate a wide range of cap sizes and shapes. Accutek Centrifugal Bowl feeders can also be added to a semi-automatic capping machine to automate the closure delivery and improve productivity.

### ***Stomper Cylinder***

The Stomp Cylinder Delivery system allows for the automatic placement of closures onto containers with skirts or a cap with inside features that cannot be stripped out of a chute. Prior to this delivery option, the only way to cap with this type of closure was using a manual pick and place which can be slow or rotary method which can be expensive. This low-cost option allows Accutek Spindle Cappers to close containers with this type of closure challenge in an in line format effectively and accurately at a reasonable price.



### ***Cap Elevator Orientator***

The Accutek Cap Elevator/Orientator is an all-in-one, floor level unit for bulk loading and orientating of closures for delivery to a cap torquing or container closing machine. Accutek's Elevator/Orientator's universal design can enhance the cap delivery method for many different kinds of capping units. They can also accommodate a large variety of closure styles and sizes. The Accutek elevators can be controlled with a photo eye system, allowing the elevator to supply caps on demand.



# Capping Machines

Screw Chuck Capping Machines

## ***RC Series Cappers***

ROTARY CHUCK CAPPING SYSTEMS

The **Biner Ellison RC Series Cappers** are versatile rotary capping systems designed to complement high speed rotary bottling equipment. These flexible rotary cappers continuously sort, apply, and torque caps to a variety of different container sizes and shapes. RC Cappers come standard with mechanical friction clutches to ensure that accurate and uniform torque values are applied to each container for optimal closure results. They can be easily integrated into existing packaging lines or tailored to your new project's specifications.

The RC Series Cappers are available in two model sizes, the RC40 and the RC52, with operational speeds up to 140 CPM and 240 CPM respectively. (Higher speeds possible depending on container and cap characteristics.) Each RC Series Capper can accommodate a range of container and cap sizes with minimal change parts. This makes them the perfect capper for customers or contract packagers who plan to run multiple products on a single bottling line. All cappers feature color touch screen displays with a full management interface for complete efficiency control. Up to 99 job recipes can be saved making changeover from one project to another smooth and simple.



***RC Series***





# Capping Machines

## Screw Chuck Capping Machines

### FEATURES:

- Rotary speeds up to 240 CPM\*
- Single machine adaptable to a wide range of caps and container sizes
- Two frame sizes with up to 20 AC motor drive chuck capping stations
- Equipped with standard friction style pick and place chuck heads
- Automatic “No Bottle - No Cap” sensor system
- High speed centrifugal cap orientation and delivery
- Powered height control and quick swap change parts for easy changeover
- Color touch screen controls with job memory
- Adjustable mechanical friction clutches

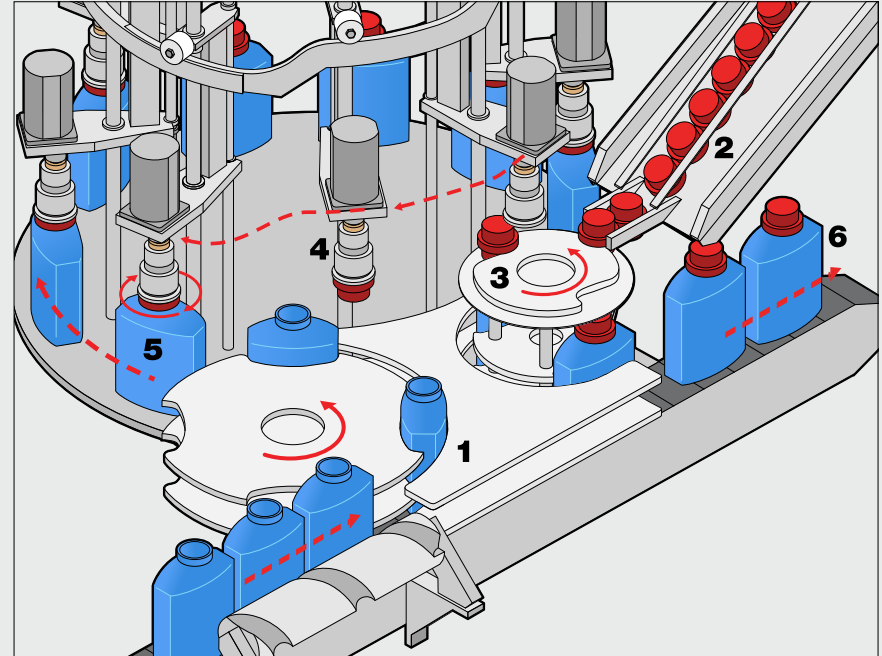
### OPTIONS:

- Inspection rejection system for missing caps or induction seals
- Pneumatic or Magnetic clutch to ensure proper and repeatable torque
- Chuck head options
- Vacuum assist friction style pick and place chuck head  
for use with low profile or odd shaped closures such as the sweet candy dish closure
- Custom knurled “low wear” chuck head  
for caps with topography/ridges that would normally wear out the standard friction style inserts
- Optional mechanical or pneumatic neck grippers  
Used to stabilize the neck of containers that have variation in neck location or when a weak walled container requires neck support so proper downward pressure and torque can be applied

\* Speeds are model and job dependant. Contact a Sales Representative for details.

To order call 1.800.989.1828 • [www.accutekpackaging.com](http://www.accutekpackaging.com)

### Biner Ellison RC Capper “How it works”



1. Filled containers enter the capper via timing screw and in-feed star wheel.
2. Caps are delivered simultaneously down the cap chute from the cap sorting system.
3. The “Pick and Place” cap tooling moves caps into position for the capping heads to grab.
4. The chuck capping head with cap rotates to meet a container
5. The cap is now on the container. As the container and closure continue to move around the turret the chuck capping head will torque the cap in place.
6. Capped containers are returned to the conveyor and carried to the next machine on the production line.

# Labeling Machines

## Hot Glue Labeling Machines



**Labelette  
HG AND SG**

## HG, SG, FS Series

### HOT GLUE / SKIP GLUE / F-STYLE LABELING MACHINES

Labelette's hot glue labeling machines are designed for the application of paper labels onto cylindrical and rectangular containers. These labeling systems can be ready to use in only 10 minutes allowing the production line to start sooner and waste no time letting the machine warm up. As an added bonus the labelers consume less than half the power of previous Labelette and competitor models. They both feature a direct heat roller design that produces less glue fumes meaning less wasted glue and easier cleanup.

#### KEY FEATURES:

- One knob adjustment for glue thickness and label thickness
- Digital thermostat for longer adhesive life in glue pan
- 360 degree rotary glue seals to keep the glue in the pan
- Rotary Clutch for longer life and simpler maintenance
- Ductor blade for the finest hot melt glue pattern available
- Touch Screen PLC Control System
- Customized can holder
- Programmable glue length
- Simplified label feed system using a stepper motor instead of a clutch
- Job Memory
- 15 minutes warm up time

#### OPTIONS:

- Stackable container guide
- Synchronized registration for molded handles or lugs
- Multiple unique application hot melt adhesives
- Self-locking casters
- Additional can holder kits
- LabelSolve Adhesive Remover

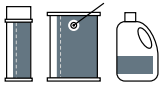
#### Hot Glue Container Types



#### Hot Melt Glue

The Labelette HG Labeler will index labels, transfer adhesive, and accurately apply a plain paper label to a container. The Labelette HG utilizes a second stage paper feed system to provide-spot, face, 3/4, and full wrap around applications on straight-sided round cylindrical containers. Precision controls for label separation and thin, accurate adhesive coat.

#### Skip Glue Container Types



#### Skip Glue Option

The Labelette SG Labeler will separate the label from a stack, feed the label, transfer adhesive and accurately apply the paper label to a container. Designed for spot, face, 3/4 full wrap-around applications on cylindrical containers. Simply insert unlabeled container and remove labeled product. Skip glue adjustment can save up to 90% of adhesive cost.



# Labeling Machines

## Pressure Sensitive Labeling Machines

### ***SPS 100 Series***

#### **SEMI-AUTOMATIC PRESSURE SENSITIVE LABELERS**

**Labelette's SPS-104** Semi-Automatic Pressure Sensitive Table Top Labeler is an economical and efficient counter top labeling machine for round containers. This labeler is manufactured with stainless steel and anodized aluminum creating a durable but portable machine. The SPS-104 utilizes a Micro-Processor control package that is easy to set up, easy to change over, and features a production speed up to 45 containers per minute\*. The SPS-104 is the smart choice for the small production runs, R & D Projects, new product roll out or when volume verse equipment cost are major considerations.

- One touch label set and positioning
- Job memory for five individual projects
- Stepper motors for fast and accurate labeling
- Modular design for fast and simple maintenance
- Quick and easy changeover
- Label Count Down feature
- Container / Production Run Counter
- Heavy food grade construction

#### **OPTIONS:**

- Hot stamp date/lot coder
- Alpha numeric starter kit
- Small container adapter
- Stainless steel mobile cart
- Clear Label Sensor



**SPS-104**



SPS-104 Labeling systems are great for applying labels to all small or medium sized round containers. They work perfectly for start-up operations, small businesses, or a solid backup unit to an automatic pressure sensitive labeler.



### ***SPS 105 Series***

#### **SEMI-AUTOMATIC PRESSURE SENSITIVE LABELERS**

Labelette's SPS-105 Table Top, Top-down Labeler is an economical and efficient countertop labeling machine for top side labeling of rectangular labels. The SPS-105 applies labels "on demand", only when a container is detected by the Bottle Sensor, so bottles do not need to be fed in a continuous stream. That makes it ideal for hand loading for occasional use, short runs or single-person operation. Its compact size, light weight, and affordable price make it an asset to smaller companies as well as high production companies when a portable labeler may be required.

\* Speeds are model and job dependant. Contact a Sales Representative for details.

**To order call 1.800.989.1828 • [www.accutekpackaging.com](http://www.accutekpackaging.com)**

# Labeling Machines

Pressure Sensitive Labeling Machines



**APS 100 Series**



## APS 100 & 200 Series

AUTOMATIC PRESSURE SENSITIVE LABELING SYSTEMS

Easy to operate, economical, and highly reliable, the Labelette Automatic Pressure Sensitive (APS) labeling machines are your ideal solution for pressure sensitive labeling of plastic, metal, fiber, and glass containers. The APS labelers can handle both cylindrical and oblong containers. The speed, versatility, and reliability of the Labelette APS labelers exceed the competition in labeling equipment technology at a fraction of the price. A variety of models are available to accommodate a wide range of labeling projects.

### APS-100 Labelers

The **APS-100 Series** Labelette labelers are automatic single head labelers that can label up to 8" (20.3cm)\* tall single face labels or single wrap around labels. Each labeler is equipped with a variable speed conveyor and easy to use touch screen controls with auto label learn. Labeling at speeds up to 175 CPM the APS-100 Series Labelers are the perfect addition to any packaging line.

### APS-200 Labelers

The **APS-200 Series** Labelette Labelers are dual head labelers designed to dispense labels up to 8" (20.3cm)\* tall. They are the ideal labeler for any container that needs both a front and back label accurately placed. A range of models are available to accommodate a variety of container shapes and sizes. The APS-200 Series labelers are the most versatile Labelette pressure sensitive labelers.

\* Dispensing size is model dependant. Contact a Sales Representative for details.



**APS 200 Series**



#### FEATURES:

- Automatic synchronization
- Touch screen controls
- Built for multi shift operations
- Stainless steel construction
- Variable speed conveyor
- In-feed separator wheel
- Automatic label learn

#### OPTIONS:

- Hot stamp date coder
- Alpha numeric numbering kit
- Cantering label head
- Star wheel separator
- Pneumatic separator
- Clear label sensor
- Casters



# Labeling Machines

## Pressure Sensitive Labeling Machines



**APS 106-TA**

**APS 206**

## Pressure Sensitive Labels

Pressure Sensitive labels are an economical way to brand, identify, and track products and containers. They come in many shapes and sizes, are available on wide range of materials, and can be printed using a variety of methods. They can be applied to most types of packaging materials and done so without the mess that can come from liquid glue labelers.



Feed wheel



Wrap station



Optional date/lot coder

## AccuMark TTO Series

### Thermal Transfer Overprinters

Accutek's AccuMark TTO Series Coders are smart Thermal Transfer Overprinters. Accutek's AccuMark TTO Series Coders can print everything from simple date codes and batch codes to logos, product descriptions, ingredients lists, nutritional panels and fully compliant barcodes. Thermal Transfer Overprinters (TTO) use high-resolution thermal printheads to print crisp, clear date codes, lot numbers, bar codes, text, and graphics onto flexible packaging films and labels. The Thermal Transfer Overprinters thermal printhead transfers ink on a ribbon onto various substrates including label stock, plastic films, flat packaging, plastic and foil. The printheads are in direct contact with the substrate which gives you better quality text, graphics, and barcodes. A thermal transfer printer also is a best option for those who need to print high-density codes and labels with longevity on fast moving production lines.



# Labeling Machines

Pressure Sensitive Labeling Machines



**AP5 134 Series**



## AP5-134 Labeler

The **AP5-134** is an easy to operate automatic horizontal wrap labeler designed to label unwieldy round containers with a full or partial wrap label, such as pens, lip sticks, test tubes/ampules and other cylindrical containers. It features a 4 ft. long variable speed drive conveyor with adapted live puck system perfect for small cylindrical vials or tube containers. The label head is fully synchronized with the conveyor and can dispense labels up to 3" (7cm) tall.

\* Features and Options are model dependant. Contact a Sales Representative for details.

## Specialty Labelers

PRESSURE SENSITIVE, UNIQUE APPLICATION, LABELING SYSTEMS

For projects requiring non-standard label placement or those that feature a unique container Accutek Packaging offers Labelette Labelers specialty labeling systems. Top, bottom, cantered edge, and even vial labeling are all easily accommodated by one of these Labelette labelers.

### KEY FEATURES\*

- Automatic synchronization
- Touch screen controls
- Built for multi shift operations
- Stainless steel construction
- Variable speed conveyor
- In-feed separator wheel
- Automatic label learn

### OPTIONS\*

- Hot stamp date coder
- Alpha numeric numbering kit
- Cantering label head
- Star wheel separator
- Pneumatic separator
- Clear label sensor
- Casters



# Labeling Machines

## Pressure Sensitive Labeling Machines



**APS-004 Labeler** - APS-004 features an adjustable 4" (10cm) label head that is self contained, easy to operate, with a fully adjustable height and angle. It is capable of labeling at any angle within a 90° range and can easily convert from a side labeler into a top labeler.

- **Cantering head for top, angled, or side labeling (90° range)**
- **Roll up to any conveyor line with C-Frame design**
- **Easy to use touch screen control system**



**APS-104 Labeler** - The APS-104 is designed to top label containers with labels up to a 6" tall and up to 11 3/4" long. Each machine is economical, self contained and easy to operate. APS-104 come equipped with a height adjustable 4 ft. variable speed belted conveyor, a stepper motor drive for label dispensing, power assisted web take up, full tamp station, auto speed adjust (all motors synchronized), and Photo Eye (non contact) sensors for label gaps and containers.

- **Automatic container top labeling up to 150 CPM**
- **Auto Label Learn for simple setup and changeovers**
- **Touch Screen Control System with Job Memory**
- **Multiple options available including date coding**



**APS-236 Labeler** - The APS-236 is a specialized two head labeler for top and bottom applications. Additional features include a servo motor drive, power assisted web take up, full tamp stations, auto speed adjust (synchronized motors), and Photo Eye sensors for label gaps and containers, and auto teach for new labels. The easy to use design makes it simple to change container and label sizes.

- **Automatic top and bottom labeling up to 150 CPM**
- **Auto Label Learn for simple setup and changeovers**
- **Touch Screen Control System with Job Memory**
- **Multiple options available including date coding**



To order call 1.800.989.1828 • [www.accutekpackaging.com](http://www.accutekpackaging.com)



## Specialty Labeling

Containers come in all shapes, materials, and sizes. Labeling odd shaped containers or placing a label in a unique position other than the front usually requires a special labeler to get the job done. That is why Labelette offers four versatile labeling systems for particular labeling projects. Vial labeling, top labeling, top and bottom labeling, or custom angled placement are all within the capabilities of the Labelette Specialty Labelers. Contact an Accutek representative to see how we can help you place your label.



# Labeling Machines



**RL Series**

## ***RL Series Labelers***

### **HIGH SPEED ROTARY LABELING SYSTEMS**

**RL Rotary Labeling Systems** from Biner Ellison are designed specifically for high volume production output of pressure sensitive or glued paper labels. These systems can apply wrap-around, wipe-on, or front and back labels to a wide range of containers at high speeds.

RL Series machines are simple to setup, offer precision product handling, and precise label placement. Each Rotary Labeling machine includes a redundant labeling system for non-stop operation. The redundant labeling process automatically switches to a second corresponding label dispenser providing the operator time to reload a new label roll on the original head without stopping production. This system saves valuable time and money by keeping your packaging line running without interruption.





# Labeling Machines

## FEATURES:

- Electronically and mechanically jam-protected in-feed lead screw, in-feed transfer wheel and discharge transfer wheel.
- Stainless steel construction
- Fully synchronized AC inverter drives
- 5-axis adjustable labeling head mounts
- Fully modular label head for easy removal
- Complete “K” style safety guards that meet CE standards
- Touch screen HMI operator control panel
- Easy to use controls with push button auto teach

## OPTIONS:

- Conveyor by-pass for missed labeled containers
- High speed inspection rejection multi camera system
- Quick release bottle plates for fast efficient change over
- Color touch screen control panel
- Up & down safety guarding for front only
- Zero down time redundant labeling system
- Servo bottle pads
- Ink Jet Pre-arrangement
  - Includes: Photo Sensor for Ink Jet, Encoder, Electrical Connection & mounting
  - Brackets for nozzle.

\* Speeds are model and job dependant. Contact a Sales Representative for details.

To order call 1.800.989.1828 • [www.accutekpackaging.com](http://www.accutekpackaging.com)

## RL SERIES LABEL PLACEMENT OPTIONS



A single RL Series Rotary Labeler can be equipped with multiple label heads allowing them to place several different labels onto one container all within a single system. Label placement can be on the front, back, neck, or any arrangement of locations. Wrap around labels can also be applied in combination with spot labels. The Biner Ellison RL Series Labelers are also capable of applying a Tax Stamp onto containers.

# Sleeving Machines



**AccuSleever**

## **AccuSleever & SL Series**

### AUTOMATIC SLEEVE LABELING SYSTEMS

**Labelette's SL Series Sleeve**s and **AccuSleever Tamper Evident Bander** are ideal solutions for sleeve labeling, decorating, or tamper evident banding of bottles and containers. All models feature power height adjustment, touch screen controls for easy setup, and compact designs to accommodate limited production space. A wide variety of models are available to accommodate projects ranging from eye drop containers to pie tins. SL Sleeves can deliver blazing speeds up to 450 CPM\* for full body sleeving and up to 600 CPM\* for tamper evident banding. While the AccuSleever provides an economical tamper evident solution at speed up to 60+ CPM.

- Easy to use touch screen display with job memory
- Sanitary stainless steel construction
- Power height adjustment
- Suitable for full body labeling or tamper evident banding
- Servo driven output for fast and accurate delivery (SL2 Series)

### OPTIONS:

- Heat tunnel addition for complete sleeve labeling solution
- Registration controls for custom precision tuning label placement
- Film management sensors for precision label tracking
- Thermal printer for date coding or custom marking
- High speed delivery upgrade for SL1 Series machines
- Conveyors, puck systems, or feed screw material handling solutions

# Sleeving Machines

## SL1 Series Sleevers

### Automatic Sleeve Labeling Systems

The SL1 Sleevers are designed for use on both tamper evident banding and full body sleeve labeling projects. The SL1 Sleeving machine's compact design, touch screen display with simple setup instructions, and high speed servo output allows them to excel for use with any in-line bottling or packaging line. There are a number of available options for the SL1 Sleevers including Heat Tunnel systems, conveyor lines, and high speed delivery upgrades.

The SL1 Sleevers machines can achieve speeds of 150 CPM\* and can accommodate film sizes ranging from 16mm - 150mm Lay Flat to a 16mm - 200mm Lay Flat Cut Length.



## SHRINK SLEEVE LABELS

Printed shrink labels are a great way to add high impact color messages to your container. In many cases the only way to economically label custom containers with aggressive contours is with a sleeve labeling system. Labels come in a variety of types such as PET, PLA, PVC, and OPS and can be made to fit nearly any container.

Sleeve labels can also be used as tamper evident seals complete with perforations for easy removal. They can also be used to form multi pack bundles. No other labeling method provides as wide a range of color, detail, and application options as a Shrink Sleeve Label. And no other company offers as many shrink sleeve equipment options and complete solutions as Accutek Packaging.

\* Speeds are model and job dependant. Contact a Sales Representative for details.

# Sleeving Machines

## SL2 Series Sleevevers

### Automatic Sleeve Labeling Systems

The SL2 Sleevevers deliver accurate and efficient high speed labeling at an affordable price. Their high speed multi servo powered output makes them an excellent complement to any High Speed In-line or Rotary Bottling line. The SL2 Sleevevers enhanced powered film path design allows them to deliver twice the speeds of standard sleeve labelers.

The SL2 Sleevevers can achieve speeds of 450 CPM\* full body and 600 CPM\* tamper evident banding. They can accommodate film sizes ranging from 16mm - 500mm Lay Flat to a 16mm - 400mm Lay Flat Cut Length.

#### KEY FEATURES:

- Up to 600 containers per minute
- Easy to use touch screen display with job memory
- Sanitary stainless steel control parts
- Servo driven output for fast and accurate delivery
- Stainless steel enclosed lighted cabinet
- Powered film feed output
- Power height adjustment
- Suitable for full body labeling or tamper evident banding

#### OPTIONS:

- Heat tunnel addition
- Registration controls
- Film management sensors
- Thermal printer
- High speed delivery upgrade
- Conveyors, puck systems, or feed screw



**SL2 Series**



# Sleeving Machines

## AccuSleever

### Automatic Tamper Evident Bander

The AccuSleever provides accurate and efficient tamper evident banding at an economic price. These machines feature a compact c-frame design, a touch screen display, are servo powered, and have powered height adjustment. Delivering speeds up to 60+ CPM\* make the AccuSleever perfect for low volume production or lab use. Combined with the Phase Fire E tunnel the AccuSleever is the premiere economic tamper evident banding solution. The AccuSleever can run film ranging from 16mm - 150mm Lay Flat by 16mm - 200mm Cut Length.



**AccuSleever**



### Features:

- 65+ containers per minute
- Easy to use touch screen display with job memory
- Sanitary stainless steel components
- Easy change over with a minimum of part changes
- C-Frame design for easy integration into existing bottling lines
- Servo controlled band delivery

### Options:

- Heat tunnel addition
- Precision positioning controls
- Film management sensors
- Thermal printer
- Puck systems
- Feed screw



To order call 1.800.989.1828 • [www.accutekpackaging.com](http://www.accutekpackaging.com)

# Tube Filler/Sealer Systems

## TFS Series

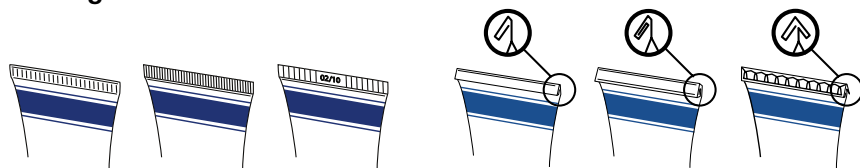
### MONOBLOCK TUBE FILLER/SEALER SYSTEMS

The **Tube Filler Sealers (TFS)** machines from Accutek are heavy duty stainless steel fillers suitable for filling all kinds of semi-viscous and viscous products into plastic or composite metal tubes. Plastic tubes are internally heated and sealed while metal tubes are folded shut. Both plastic and metal tubes can be embossed with an optional date and lot number coder. The Tube Filler Sealers can be used in the pharmaceutical, food, cosmetic and chemical industries. Tube feeding, marking, filling, folding/sealing, code printing, and output are all conducted by a fully automated touch screen control system. The TFS tube filler sealers offer quick and easy adjustment, and are simple to operate and maintain.

- Automated Pneumatic Tube Loading System
- Intelligent Temperature Control and Cooling System
- Easy to Operate Touch Screen Controls
- 316 Sanitary Stainless Steel Contact Parts
- Fully Enclosed Safety Frame with Door Interlock
- Automatic Orientation Sensor Activated

#### OPTIONS:

- **Chilling system (Required for plastic sealing operation)**
- Date Code embossing or alpha numeric kits (Date Lot)
- Automatic tube feeding magazine and elevator
- Tooling for additional size tubes



**Plastic Seals**

**Metal Seals**

**TFS-1PT**

**TFS-2PT**

**TFS-1MT**



# Form, Fill, and Seal Machines

## AccuPack Series

### FORM, FILL, AND SEAL SYSTEMS

The **AccuPack Series** Form, Fill, and Seal machines are the ideal equipment for the forming, filling, and sealing of single use plastic pouch packages such as ketchup, lotions, shampoo, or soy sauce. AccuPack systems are also capable of filling powdered products with an optional auger filling module examples include chili powder, spices, and powdered drink mixes. Each system is constructed of stainless steel with all contact parts made of 316 sanitary stainless steel. Utilizing a PLC control system with color touch screen interface Accutek insures that each of the AccuPack Systems are easy to set up and maintain trouble free operation at speeds up to 100 PPM\*.

AccuPack Form Fill and Sealing systems can accommodate fill ranges of 8-60mL within packet lengths of 30-180mm and width of 30-90mm. Each AccuPack system delivers a continuous fill and seal process through out the work shift making it a solid addition to any packet packaging line.

- **Volumetric Filling Module:** hopper, piston and, dispensing nozzle
- **Side vertical heated sealing module** adjustable from 30-90mm
- **Top and bottom horizontal heated sealing modules** adjust from 30-90mm
- **Cutter module** for “easy-rip” open tab and packet separation
- **Advanced touch screen controls** for easy setup and maintenance

#### OPTIONS:

- **Horizontal sealing line dye** (Checkered or Horizontal Line)
- **Flex film date coding** on any packet location
- **Extended hoppers and float kits**
- **Auger powder granule filling module**
- **Tooling for additional size packets**



\* Speeds are model and job dependant. Contact a Sales Representative for details.

**To order call 1.800.989.1828 • [www.accutekpackaging.com](http://www.accutekpackaging.com)**

### AccuPack L



# Shrink Tunnels

## PF Series Tunnels

### PHASE FIRE HEAT TUNNEL SYSTEMS

#### **Phase Fire E**

##### Tamper Evident Band Shrink Tunnel

**Phase Fire E** tunnels are specifically designed to be the most economic solution for heat shrinking tamper evident bands. Simple to operate and dependable operation make these tunnels the perfect economical solution for average volume tamper evident applications.



#### **Phase Fire 400 Series**

##### Recirculating Tamper Evident Band Shrink Tunnel

**Phase Fire 400** tunnels are primarily used for tamper evident bands, neck-bands, and capsule sealing applications where higher speed and higher temperatures are needed. Perfect for use with glass containers such as those used in the wine and beverage industries.



#### **Phase Fire 1200X**

##### Expanding Recirculating Shrink Tunnel

The **Phase Fire 1200X** is a specialty tunnel with an expandable width ranging from a 6" to 12" to accommodate projects with multiple size containers. Each system features a fully insulated recirculating heat system and six stage temperature control zones. The adjustable width of the 1200X gives it the ability to adapt to almost any shrink sleeve project.



#### **Phase Fire 600 & 1200 Series**

##### Recirculating Shrink Tunnel

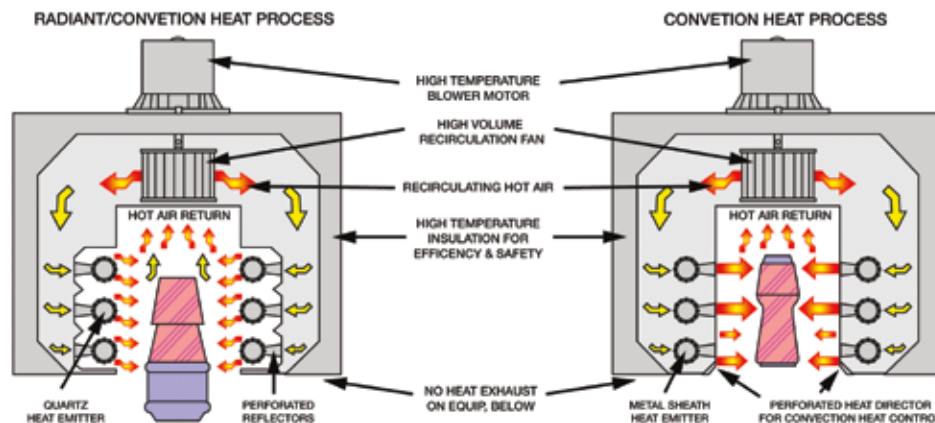
The **Phase Fire 600 & 1200 Series Systems** are fully insulated recirculating heat systems that include six stage temperature control zones. These are adaptable shrink tunnel systems perfect for full body high graphic shrink projects with up to 80% shrink.



# Shrink Tunnels

Heat tunnels are a quick and easy way to seal or wrap containers with a full body shrink sleeve, tamper evident band, or a preform & combo-pack bundle. The versatile and adjustable PhaseFire Tunnels can accommodate nearly every type of shrink sleeve project. Each tunnel is built from sanitary stainless steel and includes recirculating heat\* for a steady shrink temperature. Utilizing recirculating heat also lowers overall power consumption for a more efficient work environment. PhaseFire Heat Tunnels can be great alternatives to steam tunnel systems. Particularly within clean room environments for pharmaceuticals or dry product sleeving projects.

- Radiant infrared and convection heat
- Perfect for full body sleeving or tamper evident applications
- Sanitary stainless steel construction with easy to use controls
- Recirculating heat provides a steady temperature\*
- Up to six heat zones with individual temperature controls



\*Phase Fire E Tunnel does not feature a recirculating heat system

To order call 1.800.989.1828 • [www.accutekpackaging.com](http://www.accutekpackaging.com)

## AccuSteam Tunnels

STEAM TUNNEL SHRINK SYSTEMS



The AccuSteam Shrink Tunnel is an all stainless steel, simple to setup, easy to operate, low maintenance, full body shrink label system. The AccuSteam is perfect for large scale operations that have unique shrink requirements where convection heat is not an option. Its individual nozzle bank control allows for precise steam or cool air application to the label for bottled liquids. The AccuSteam is a very versatile machine with few limitations and built tough for years of reliable operation.

## Generator

STEAM TUNNEL SHRINK SYSTEMS

This machine is all Stainless Steel, simple to understand and easy to operate. The optional side doors allow easy adjustments to the system. Each Nozzle Bank can be controlled independently to apply cooling air to some of the banks of nozzles, which can be used to cool down your containers or to spray a cool mist and help cool containers after shrinkage.



# Bottle Unscramblers




**AccuSort 100**

## **AccuSort 100**

### **AUTOMATIC BOTTLE ORIENTATION SYSTEMS**

The **AccuSort Bottle Unscrambler Orientators** are manufactured and designed for long lasting durability and reliable operation. User friendly and variable speed controls on the orientator, and conveyor, make the AccuSort easy to adjust and able to accommodate different bottle sizes and shapes. The Orientator and conveyor can easily adjust to a variety of shapes and sizes from 1 oz. to 1 gallon containers. The machine can handle most container shapes including: round, square, rectangular, oval, tapered, F-style, etc. with few to no change parts. The AccuSort 100 Bottle Orientator is capable of speeds up to 250 containers per minute. All contact parts are stainless steel or a FDA/USDA approved food grade material.

- Up to 250 containers per min.\*
- User friendly variable speed controls
- Air powered finger lift system
- Bottle backup sensor
- Heavy duty sanitary stainless steel frame
- Easy and quick container changeover
- Durable non-marking moving parts



# Bottle Unscramblers

## AccuSort 200 Series

### HIGH SPEED BOTTLE ORIENTATION SYSTEMS

The **AccuSort 200** high speed bottle orientator is the big brother to the standard AccuSort 100 bottle orientating equipment. Constructed with high quality heavy duty stainless steel and aluminum it offers the same long lasting durability and reliable operation, and much higher speeds. A single AccuSort 200 machine can adapt to a broad range of container types and sizes with very little effort. Depending on the container characteristics orientating speeds for the AccuSort 200 can reach speeds up to 400+ CPM\*.

**AccuSort 200**



#### KEY FEATURES:

- Up to 400 Containers Per Min\*
- User friendly controls
- Bottle backup sensor
- Easy bottle changeover
- Durable moving parts
- Smooth handling operation

#### OPTIONS:

- Two piece cover for hopper
- Offset neck orientation
- Inspection / rejection systems
- Upgraded belt systems



\* Speeds are model and job dependant. Contact a Sales Representative for details.

To order call 1.800.989.1828 • [www.accutekpackaging.com](http://www.accutekpackaging.com)

# ***Bottle Washer***

## ***Automatic Servo Bottle Washers***

### **AUTOMATIC BOTTLE RINSING SYSTEM**

Accutek's Automatic Servo Bottle Rinser is the ideal companion to any automatic bottle filling line and can handle any kind of bottles. Each Automatic Servo Bottle Rinser can accommodate a variety of rinsing/drying needs utilizing compressed gas, sanitizing solution, or water to remove debris and moisture from containers. Each machine includes a stainless steel recovery tank with a recirculating water jet pump to recycle sanitizing solution saving operational costs. The Automatic Servo Bottle Rinser can achieve speeds up to 90 CPM and handle most containers ranging in size from ounces to gallon without customization. In addition, the servo powered bottle inverting arm also requires less maintenance due to fewer moving parts.

Each Automatic Servo Bottle Rinser comes complete with an automatic bottle indexing system, soft clasp bottle gripper assembly, six individual rinsing jets, recovery tank, recirculating power pump, and is built on a heavy duty stainless steel frame.

Accutek's Automatic Servo Bottle Rinser features a PLC controller and easy to use touch screen display. This rinser can be used with any existing conveyor line and can be set up in minutes. The versatile components and quick change parts allow bottle change over to be completed in minimum time. The "No Bottles - No Rinse" feature ensures that no chemicals or water is wasted if the servo bottle rinser does not have a full set of bottles.



***Auto Rinser***

Extended Frame




# Bottle Washer

## FEATURES:

- Easily integrated into existing bottling lines
- C-Frame design
- Sanitary stainless steel construction
- Color Touch screen controls
- Easy container changeover for use with multiple container types

## OPTIONS:

- Guarding and conveyors
- Bottle backup sensor
- Filter packages for liquid recirculation
- Various pump upgrades for rinsing or drying
- Multi cycle upgrade with additional nozzles and manifolds
- Heated solution upgrades



ABR Touch Screen Controls



# Inspection-Rejection Station

## Accu-INRS

### INSPECTION-REJECTION STATION

The Accutek Inspection-Rejection Station system can be used to inspect for misorientated or downed containers, proper fill levels, metal or contaminants in the product, skewed caps, missing caps, missing foil liners, crooked or missing labels and much more.

The Accu-INRS uses a proximity sensor to detect defective closures and rejects bad containers using a diverter arm. Rejects can be pushed to a table, collected in a bin, or transferred to another conveyor.


#### KEY FEATURES:

- Easy Adjustability
- Extremely High Accuracy
- Color Touch Screen Display
- Anodized Aluminum and 304 Stainless Steel Construction
- Heavy Duty Stainless Steel Frame
- Clean, Non-Painted, Non-Marring Surfaces
- Adjustable Discharge Height
- High Floor Clearance
- Hand Wheel Adjustments for Bottle Height Change
- Clear Poly Carbonate Guarding
- UL Listed Components

#### OPTIONS:

- Stainless steel variable speed conveyor in various sizes.

**Accu-INRD**



## AccuSealer

### INDUCTION SEALING EQUIPMENT

**Accutek IS-2 Auto Induction Sealers** use an electrical current to hermetically seal container tops with foil seals providing secure tamper evidence, help preserve freshness, and prevent leakage. The IS-2 Auto Induction Sealers can cover a range of closure designs and diameters up to 110mm. Each unit is housed in a sanitary stainless steel enclosure with all controls mounted behind a windowed lockable door. Safety measurers are provided for interlocking output power with conveyor movement and a flashing beacon offers a visual warning if a fault condition occurs.

The sealing head is adjustable, including the ability to 'skew' which enables exposure times to be reduced if necessary. This also helps achieve a more uniform heat pattern for larger closures. This versatile, self-contained and compact machine, includes a water cooler/recirculator, and over 2Kw of power for large mouth caps.

- High power efficiency
- Simple to setup
- Water cooled
- Stainless steel construction
- Up to 110mm caps
- Low profile C-frame design
- Casters and leveling feet

### AccuSealer IS-60



The **AccuSealer IS-50** induction sealer is the least expensive and most convenient hand-held induction sealer available in the U.S. Compatible with (3M, Tri-Seal, Top Seal, or even Enercon induction) seal foil liners and inserts. The new digital control interface makes setting up optimal seal timing and heat generation for any seal as easy as pressing a button.

- Deep-well chucks available for tall or flip top caps

### Auto AccuSealer



# Turntables



**AccuTurn  
Accumulation**



**AccuTransfer**



## AccuTurn Tables

### ACCUMULATION, UNSCRAMBLING, AND TRANSFER TABLES

Accutek Packaging offers powered turntables that load, unload, and transfer bottles to and from production lines. All turntables are available individually, as an addition to an existing line, or as part of a complete system. **AccuTurn** and **AccuTransfer** turntables are constructed from the highest quality sanitary stainless materials with variable speed digital AC drives, reversible rotation, and are height-adjustable. Turntable tops are available as 11 gauge polished sanitary stainless steel or polyethylene and each is laser cut to create a perfect circle. Optional side loading/unloading tables are available on the AccuTurn unscrambling and accumulation tables.

#### KEY FEATURES:

- Direct AC Digital Drive System
- Variable Speed Control
- Stainless Steel Construction
- Maintenance-Free
- Brushless Motor
- Reversible Rotation

#### OPTIONS:

- All Pneumatic Operation
- 220V Operation
- Hazardous Location Construction available

**ACCUTURN UNSCRAMBLING TABLES** sort and position containers allowing them to move smoothly onto production line conveyors. Accutek AccuTurn Unscrambling tables are available with three different table top sizes; 42", 48", and 60".

**ACCUTRANSFER TABLES** are used to make 90° bends in a packaging lines transferring containers from one conveyor to another. AccuTransfer tables feature a 15" table top and variable speed AC drives.

**ACCUTURN ACCUMULATION TABLES** are powered tables that unload and collect filled bottles from the conveyor. Available with three different table top sizes, 42", 48", and 60". The AccuTurn Accumulation tables are a great addition to any packaging line giving workers the time they need to load or unload containers.



## AccuVeyors

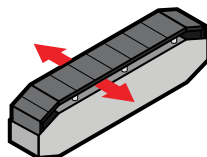
### BOTTLE CONVEYING EQUIPMENT

Accutek Packaging manufactures both standard pre-made conveyors as well as custom length and width systems. Each is made with heavy-duty stainless steel, height adjustable stands, and include variable speed drives. Both poly-plastic or stainless steel belt are available. Stock conveyor beltways are available in 4.5", 6", and 12" widths.

**Accutek AccuVeyor Sanitary Closed Top Conveyors** are the premier choice for dependable bottle handling and easy cleanup when the job is done. AccuVeyor Sanitary Conveyors feature a raised wear-strip design that blocks any spilled product from becoming trapped inside the frame. A simple wash down will normally remove any spilled product from the conveyor line. These sanitary conveyor systems also include a wash-down motor and sealed bearing. Custom open top systems are also available on request.

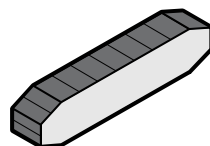
Accutek also offers **C-Frame** and small footprint **Bottomless Conveyor Systems** for transporting containers to and from turntables or other packaging lines. Bottomless conveyors allow access to container bottoms for Date/Lot coding and are compatible with all ink jet and laser coding machines. Each machine is made from heavy duty stainless steel and includes variable speed digital AC drives.

**Conveyor systems are built to order Call for Pricing**



#### Closed Top (Sanitary)

With a closed top Sanitary conveyor the belt is raised over a solid (closed) frame. Liquids or contaminants can fall under the belt but cannot get into the frame.



#### Open Top (Standard)

On an open top Standard conveyor, the belt travels across the top of an open frame. Standard conveyors are good for areas where containers are already capped.

#### KEY FEATURES:

- Direct AC Digital Drive System
- Variable Speed Control
- Stainless Steel Construction
- Maintenance-Free
- Brushless Motor

#### OPTIONS:

- Available in 5 foot sections
- 4.5", 6", 12" wide conveyors in stock
- Variable speed digital AC controls
- Sanitary wash down design available
- All pneumatic designs available
- Custom conveyors, with 45° or 90° bends

To order call 1.800.989.1828 • [www.accutekpackaging.com](http://www.accutekpackaging.com)

# Support Equipment



Accutek TFP in action



## TFP & SWR

### TRAY FORMING AND SHRINK WRAP SYSTEMS

The **Accutek TFP Tray Former** and **Accutek SWR Shrink Wrap Station** are everything you are looking for in an automatic tray forming and bundling solution. The economical cost and easy operation make them ideal machines for nearly every bottle case packing job. With speeds up to 20 cases per minute, this heavy duty duo is the answer for high speed, economy bundling.

### Accutek TFP & SWR

Call for Pricing



### ATT-D

Call for Pricing



## Accutek AccuTorque

### TORQUE TESTING EQUIPMENT

The **AccuTorque Tester: Digital (ATT-D)** is a dual direction digital torque tester able to measure 0-100 inch pounds (.1 inch pound increments) in application and removal torque. The accuracy is +/- 2%. Readings are displayed on the LCD or printed out for validation with optional thermal printer. The ATT-D unit operates using 110VAC plug or a 9V battery for field or indoor lab use.

Custom brackets are used for bottles with a diameter in excess of 5 3/4", oddly shaped containers, or for a F-Style rectangular container. Call for more details.



## SCP Series

SEMI-AUTOMATIC CASE SEALING EQUIPMENT

Accutek's SCP semi-automatic case sealing machines have an extensive application range in a number of industries. Electronics, food, consumable goods, pharmaceuticals, textiles, or any other business that requires a sealed carton are good examples. Accutek's SCP Series are straightforward versatile machines adjustable to a variety of box sizes insuring that your product has a clean and consistent appearance. Machines are available with side or bottom belt drives.

**SCP Machines**  
Call for Pricing



## AccuWrapper

PALLET WRAPPING EQUIPMENT

Designed to work tirelessly under tough industrial conditions, the **Accutek AccuWrapper** gives customers a reliable powered pallet wrapping assistant that will increase efficiency and cut labor and film costs. They are easy to set up and operate and repeatedly offer exceptionally tight wraps use after use. Standard features include up to 300% pre-stretch saving you money use after use.

The Accutek AccuWrapper pallet wrapping system is the perfect solution for securing product loads that could potentially be unstable, extra-heavy, or have an irregular shape as well as protecting them from outside elements. The AccuWrapper features a variable wrap speed of 0-12 RPM and one of the highest wrap heights of 88" for its machine size. Depending on the product load size, wrap coverage, and operator the AccuWrapper can output 20-30 wrapped pallets an hour.

To order call 1.800.989.1828 • [www.accutekpackaging.com](http://www.accutekpackaging.com)



**AccuWrapper**

Shown with optional lift ramp



With Ramp Option

# Accutek Parts

**Call to Order  
800-989-1828**

Accutek offers a wide range of tanks, kettles, pressure vessels, mixers, agitators, pumps, fittings, nozzles, and custom change parts for our machinery as well as competitor models.

## TANKS

- Up to 2500 gallons
- Stainless steel and polypropylene
- Various ports and bungs
- Flat, slope, cone, and dish bottom
- Horizontal and double wall
- Various chemical resistances

## KETTLES

- Steam Jacketed
- Electropolishing and passivation
- Large 500 gallon capacity models

## NOZZLES

- 3/8 to 1 1/2" Positive off nozzles
- Most competitor models available
- Vacuum nozzles available
- Overflow and volumetric nozzles
- Custom nozzles available

## TUBING AND HOSES

- High temperature
- Various chemical resistances
- Food grade
- Reinforced

## MIXERS

- USDA Approved
- Variable Speed Drives

## FITTINGS AND PIPING

- Large selection of fittings
  - Both NPT and Tri-Clover
  - 3/4 to 3" sanitary gaskets
- 1/2 to 3" diameter sanitary piping
- Pneumatic actuated valves
- High pressure fittings
- Variety of manifolds

## CHANGE PARTS

- Various chemical resistances
- Feed screws & star wheels
- Custom guides
- Competitor tooling available
- Etched part numbers

## FOOD GRADE PUMPS

- Positive displacement
- Flexible Impeller
- Diaphragm
- Rotary Gear
- Lobe







## ***Accutek Packaging, California***

**Accutek Packaging Equipment Companies'** corporate headquarters rest in sunny north county San Diego. This 130,000 sq. ft. facility is home to our customer support staff, service technicians, engineering teams, and houses our 50,000 sq. ft. quick ship parts warehouse. Visitors touring Accutek will be able to see where all the semi-automatic, automatic, and high speed rotary packaging equipment is built, along with the high speed **Labelette** sleeves labelers and **Phase Fire** heat tunnels, **KISS Packaging**, and **Gold Cup** systems. This facility also has a dedicated show room where visiting customers can find all the most popular Accutek packaging equipment setup for live demonstrations.



## ***Accutek Packaging, Florida***

Our **Florida Factory Outlet** location provides east coast customers easy access and the ability to work directly with the Accutek Packaging Equipment Companies. This Factory Outlet has on hand support and service staff to help assess your packaging needs and answer questions about our equipment. In addition, our Florida branch features on-site show rooms with working demonstration equipment so customers can see, touch, and learn about equipment.



## ***Accutek Packaging, Texas***

Our new **Texas Facility** is a full-service Accutek branch. This facility designs and manufactures a wide range of **Accutek**, **KISS Packaging**, and **Labelette** products. As expected, Accutek - Texas also provides a complete showroom for our customers in southern states. This facility showcases a wide range of filling, capping, labeling, and material handling machinery and allows visitors to have a hands-on experience with our equipment.



2980 Scott St, Vista, CA 92081  
Tel: 760-734-4177 • Fax: 760-734-4188

8051 Jetstar Drive. Ste 175 Irving, TX 75063  
Tel: 972-915-6888 • Fax: 972-915-6999

***www.ACCUTEKPACKAGING.com***

***Toll Free: 1-800-989-1828***

14231 Jetport Loop, Suite #1, Fort Myers, FL 33913  
Tel: 239-225-4020 • Fax: 239-225-4024



Prices and specifications subject to change without notice. Actual machines may differ from those pictured. For the most up to date information contact an Accutek representative. All consumer products shown are used as an example of machine capabilities. All registered trademarks are owned and maintained by their respective companies.

Product Guide US \$6.95

Accutek Packaging Equipment Companies, Inc.